



LUCENT GLOBE

Lucent Globe HSC Dual Session Meet 2024

**13th January 2024
at Gold Coast Aquatic Centre**

*"If you haven't failed
You aren't pushing hard enough.."*

Adam Peaty



COOMERA
 ANGLICAN
 COLLEGE

SPORT

Coomera Anglican College has impressive sporting programmes. As part of our commitment towards inspiring excellence, students from Year 4 to Year 12 have the opportunity to participate in our Football (incl Futsal), Netball and Basketball Academy programmes. Our High Performance Centre is a world class facility supporting all our sporting programmes.




BASKETBALL ACADEMY



NETBALL ACADEMY



FOOTBALL ACADEMY



PROUD SPONSORS OF HELENSVALE SWIMMING CLUB



COOMERA
 ANGLICAN
 COLLEGE

Days Road Upper Coomera
 QLD 4209 Australia
 +61 7 5585 9900
 cac@cac.qld.edu.au

www.cac.qld.edu.au



The Corporation of the Synod
 of the Diocese of Brisbane
 CRICOS Provider No 02423E

Welcome to the Lucent Globe HSC Dual Session Meet 2024

Presidents Message

Welcome to the Gold Coast Aquatic Centre. Weather permitting, we hope to have the carnival finished just after 3.00pm. I would like to thank our major sponsor for the meet Lucent Globe who produce Eco-Friendly Dishwashing and Detergent Sheets. I would also like to thank our strategic partner Coomera Anglican College for their assistance in supplying equipment and financial support. Good luck to all swimmers in achieving their goals and qualifying times in today's meet.

Warm-up Procedures

Coaches shall co-operate by giving every competitor the best opportunity possible to prepare for his/her events. Warm up for Session 1 will commence at 7.00am and will conclude at 7.45am and Session 2 warmup will be available in the warmup pool as the other session will still be operating. At the conclusion of the warm-up periods, Coaches shall co-operate by having their team members leave the pool promptly when requested to do so. The interval between having to clear the pool and the commencement of the meet is required so that the pool staff can prepare the pool for competition. In the interest of all swimmers' safety, the following pool procedures must be observed throughout the warm-up periods. Lanes 0&9 only is reserved through the whole of the warm-up period for 25 metre sprints with a dive entry from either end of the pool.

General Notes:

All Swimming Queensland General Rules, Championship By-Laws, SAL & FINA rules apply. The Referee and Technical Manager have authority to control heats at their discretion and may combine heats/events if and where necessary. 1st, 2nd and 3rd placings will be determined from the OFFICIAL TIMES swam in the heats. Medals will be awarded as open for the 200 and 400m events. For the 50m & 100m events medals will be awarded in the following age brackets 8,9,10,11,12,13,14, 15yrs & over.

The Lucent Globe HSC Dual Session Meet 2024 is a Long Course qualifying meet, sanctioned by SQ, utilising semi-automatic timing equipment. The following lane assignments have been calculated based on the number of entries from each club. Timekeepers will be required to report to the chief timekeeper just prior to the commencement of the meet. Your assistance is appreciated.

Swimming Check-in Requirements

Events of 400m Freestyle & IM will require swimmers (or their Coach / Team Manager) to confirm their intention to swim. This must be completed at the Help Desk a minimum of one hour prior to the published start time of the relevant event. Failure to confirm their intention to swim will be taken as a withdrawal. Confirmed swimmers should then follow the self-marshalling procedures. Prior to the meet, events of 400m and over will be seeded from nominations as normal.

Any swimmer who has not confirmed their intention to swim one hour prior to the published start time for the relevant event will be deemed a withdrawal and the event will be reseeded.

Rules

Competitors in the first two events should be behind the blocks in the self-marshalling zone (holding area) prior to the scheduled starting time of the session. In addition, all competitors should be in the self-marshalling zone (holding area) 4 heats prior to their own heat for events up to 200m and 2 heats for 400m and over events.

All events of 400m and over (400m IM, 400m Free, 800m Free and 1500m Free) require swimmers (or their Coach / Team Manager) to confirm their intention to swim at the Help Desk a minimum of one hour prior to

the published start time of the relevant event. Failure to confirm their intention to swim may be taken as a withdrawal. Confirmed swimmers should then follow the self-marshalling procedures.

Queries regarding any disqualification MUST be made by a club coach or club official only. Technical officials will not be made available to any parents / spectators regarding swimmer disqualification.

Club Timekeeping Roster Session 1

Lane	Timekeeper 1	Timekeeper 2
0	Helensvale	Helensvale
1	Helensvale	Helensvale
2	Helensvale	Helensvale
3	Helensvale	Helensvale
4	Helensvale	Helensvale
5	Kingscliff	TSS
6	Somerset	Emmanuel
7	Sharks	Sharks
8	Lawrence	Lawrence
9	Miami	Miami

Club Timekeeping Roster Session 2

Lane	Timekeeper 1	Timekeeper 2
0	Helensvale	Helensvale
1	Helensvale	Helensvale
2	Helensvale	Helensvale
3	Helensvale	Helensvale
4	Helensvale	Helensvale
5	Lawrence	Ipswich
6	Emmanuel	Emmanuel
7	Sharks	TSS
8	Somerset	Belgravia
9	Pimpama	Miami

Lucent Globe HSC Dual Session Meet 2024 - 13/01/2024

Session Report

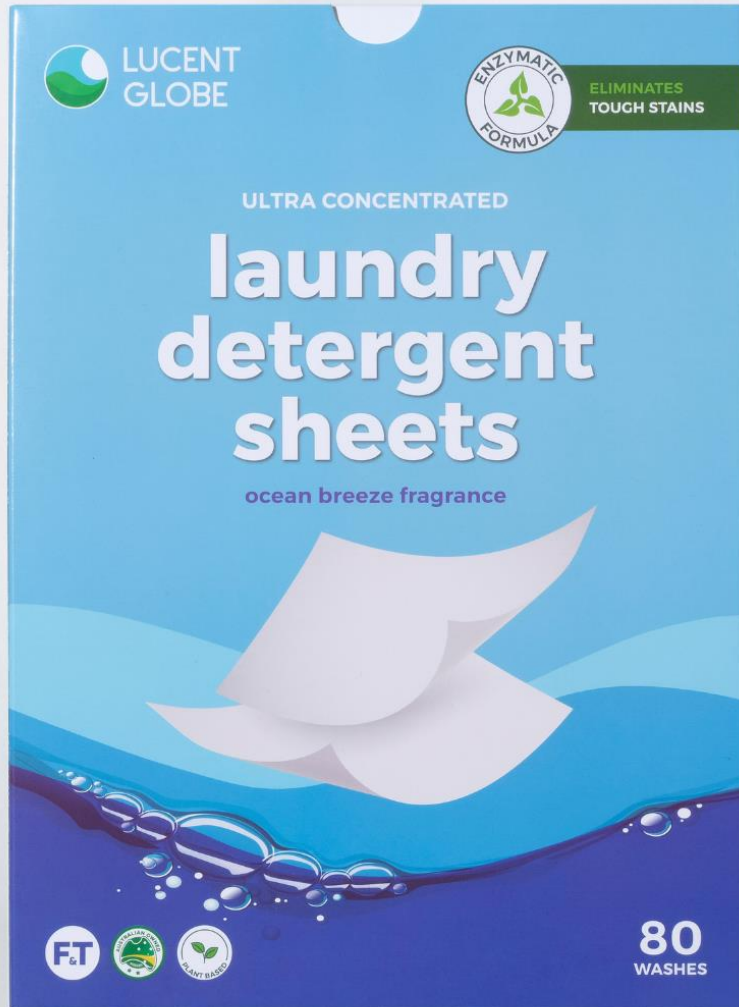
Session: 1 Lucent Globe HSC Development Session

Day of Meet: 1 Starts at 08:00 AM Heat Interval: 30 Seconds / Back +15 Seconds

Round	Event	Entries	Heats	Starts at	
Finals	1 Girls 9-11 100 Freestyle	70	7	08:00 AM	_____
Finals	2 Boys 9-11 100 Freestyle	38	4	08:14 AM	_____
Finals	3 Girls 8-11 50 Backstroke	75	8	08:23 AM	_____
Finals	4 Boys 8-11 50 Backstroke	57	6	08:36 AM	_____
Finals	5 Girls 9-11 100 Breaststroke	39	4	08:46 AM	_____
Finals	6 Boys 9-11 100 Breaststroke	19	2	08:55 AM	_____
Finals	7 Girls 8-11 50 Butterfly	75	8	09:00 AM	_____
Finals	8 Boys 8-11 50 Butterfly	45	5	09:11 AM	_____
Finals	9 Girls 9-11 100 Backstroke	27	3	09:18 AM	_____
Finals	10 Boys 9-11 100 Backstroke	16	2	09:26 AM	_____
Finals	11 Girls 9-11 200 Freestyle	22	3	09:31 AM	_____
Finals	12 Boys 9-11 200 Freestyle	13	2	09:43 AM	_____
Finals	13 Girls 8-11 50 Breaststroke	80	8	09:50 AM	_____
Finals	14 Boys 8-11 50 Breaststroke	53	6	10:02 AM	_____
Finals	15 Girls 9-11 100 Butterfly	16	2	10:11 AM	_____
Finals	16 Boys 9-11 100 Butterfly	5	1	10:16 AM	_____
Finals	17 Girls 8-11 50 Freestyle	89	9	10:18 AM	_____
Finals	18 Boys 8-11 50 Freestyle	69	7	10:29 AM	_____
Finals	19 Girls 9-11 200 IM	35	4	10:38 AM	_____
Finals	20 Boys 9-11 200 IM	18	2	10:55 AM	_____
	Swimmers Counts for Warm-ups: 204	====	====		
	Entry / Heat Totals:	861	93		
	Finish Time			11:04 AM	_____



LUCENT GLOBE



Save 10%

Use code: SWIM

Lucent Globe HSC Dual Session Meet 2024 - 13/01/2024

Meet Program - Lucent Globe HSC Development Session

Event 1 Girls 9-11 100 LC Meter Freestyle

Lane	Name	Age	Team	Seed Time
------	------	-----	------	-----------

Heat 1 of 7 Finals

0	Richards, Sofia	11	Miami	1:15.27
1	Rameau, Ivy	10	St Hildas	1:14.16
2	Wang, Lillian	11	Southport	1:12.92
3	Tavita, Hannah	11	Pimpama	1:10.31
4	Goode, Tanyka	11	Miami	1:06.55
5	Churchill, Addison	11	Belgravia GC	1:10.31
6	Drew (V), Eve	10	ALST	1:11.96
7	Kim, Claire	10	Sunnybank	1:13.67
8	Morriss, Atlantis	11	Sharks Aquatics	1:14.96
9	Kam, Hayley	11	Emmanuel	1:15.28

Heat 2 of 7 Finals

0	lee, Christine	11	Miami	1:18.77
1	Gillett, Coco	10	Lawrence	1:18.39
2	Wilson (V), Mila	11	KNGC	1:16.26
3	Ambrakaitye, Arabella	10	Sharks Aquatics	1:15.85
4	Squires (V), Autumn	11	KNGC	1:15.53
5	Wezenberg (V), Krista	11	KNGC	1:15.79
6	Thomas, Avalon	11	Somerset GC	1:16.20
7	McIntyre, Piper	10	Lawrence	1:18.27
8	Nell, Mia Lily	11	Sharks Aquatics	1:18.69
9	Zhu, Florence	10	Pimpama	1:18.90

Heat 3 of 7 Finals

0	Scott, Sarah	11	Emmanuel	1:21.85
1	Tassell, Holly	11	Helensvale	1:21.42
2	Bajraszewski, Penelope	11	RACKL	1:20.49
3	De Chhimba, Meggie	10	Somerset GC	1:20.21
4	Wood, Zara	10	Miami	1:19.23
5	Harvey, Hayley Lynn	11	Surfers Paradise	1:19.28
6	Smith, Kayleigh	11	Helensvale	1:20.38
7	Erwin, Matilda	11	Helensvale	1:20.92
8	Thomas, Lakey	10	Somerset GC	1:21.80
9	Ledek, Zali	9	Sharks Aquatics	1:22.39

Heat 4 of 7 Finals

0	Lowe, Harper	10	Gullivers	1:26.21
1	Cross, Bonnie	10	Tss Aquatic	1:25.94
2	Cho, Suah	9	Gullivers	1:25.60
3	Bell, Tia	11	Helensvale	1:23.81
4	Davenport, Chloe	10	Pimpama	1:23.26
5	Daley, Madeline	11	Somerset GC	1:23.60
6	Zhang, Emily	10	AB Pat College	1:25.14
7	Layton, Sophia	11	Belgravia GC	1:25.82
8	Rankin, Eliana	10	Miami	1:26.12
9	Brown, Maya	9	Sharks Aquatics	1:26.55

Heat 5 of 7 Finals

0	Ozoux, Imogen	11	Sharks Aquatics	1:30.31
1	Kelly, Emma	11	Miami	1:29.05
2	Marshall, Ella	11	Kennedy Pacific	1:28.51
3	Canton, Brianna	11	Superfish	1:27.49
4	Hokibara, Lisa	10	Somerset GC	1:26.86
5	Nielsen, Georgie	9	Genesis	1:27.22
6	Nickson, Madeleine	10	Ipswich Grammar	1:27.70
7	Wilson (V), Peyton	9	KNGC	1:28.82
8	Andersen, Caitlin	10	Miami	1:30.18
9	Momose, Mila	11	Superfish	1:31.85

Heat 6 of 7 Finals

0	lee, Melly	9	Miami	1:36.19
1	Aulert, Claire	10	Emmanuel	1:35.08
2	Sembapperuma, Ranuli	11	Helensvale	1:34.74
3	Ryan, Sienna	10	Sharks Aquatics	1:32.85
4	Immisch, Summer	10	Lawrence	1:31.91
5	Warren, Lamani	9	Lawrence	1:32.20
6	Castles, Willow	9	Surfers Paradise	1:33.85
7	Gray, Stevie	10	Trinity	1:34.83
8	Ozoux, Lilyana	9	Sharks Aquatics	1:35.09
9	Deller, Evie	10	Emmanuel	1:37.87

Heat 7 of 7 Finals

0	Kelly, Georgia	9	Miami	NT
1	Kalamaras, Sofia	10	Tss Aquatic	NT
2	Redgewell, Ruby	9	Helensvale	1:44.71
3	Singh, Elly	11	Helensvale	1:39.92
4	Snow, Yvonne	10	Somerset GC	1:38.06
5	Minniecon, Jada	11	Helensvale	1:39.59
6	Macfarlane, Georgia	9	Sharks Aquatics	1:40.94
7	Anderson, Zalie	11	Emmanuel	NT
8	Peters, Zoe	9	Lawrence	NT
9	Richardson, Coco	9	Miami	NT

Event 2 Boys 9-11 100 LC Meter Freestyle

Lane	Name	Age	Team	Seed Time
------	------	-----	------	-----------

Heat 1 of 4 Finals

0	Gamble, Charlie	11	Lawrence	1:22.00
1	Tobin, Jake	10	Lawrence	1:18.42
2	Bambry, Reuben	9	Belgravia GC	1:16.14
3	Haywood, Isaac	11	Brisbane Jets	1:12.85
4	Anderson, Knox	11	Somerset GC	1:10.56
5	Burrows, Toby	11	Surfers Paradise	1:11.37
6	Mayers, William	10	Brisbane Jets	1:12.91
7	Ruscitti, Oliver	10	Trinity	1:17.36
8	Brandon, Darcy	11	Sharks Aquatics	1:20.39
9	Prescott, Dylan	11	Miami	1:22.66

Lucent Globe HSC Dual Session Meet 2024 - 13/01/2024

Meet Program - Lucent Globe HSC Development Session

Heat 2 Finals (#2 Boys 9-11 100 LC Meter Freestyle)

0	Chippindall, Braxton	9	Sharks Aquatics	1:28.29	___
1	Davenport, Lachlan	9	Pimpama	1:26.29	___
2	Krstevski, Aiden	11	Southport	1:26.01	___
3	Harth, Declan	9	Sharks Aquatics	1:25.10	___
4	Wotherspoon, Leo	11	Surfers Paradise	1:23.11	___
5	Ward, Jasper	10	Surfers Paradise	1:23.75	___
6	Regan, Alistair	10	Brisbane Jets	1:25.64	___
7	Ball, Ethan	10	Tss Aquatic	1:26.21	___
8	Johnson, Azva	11	Miami	1:28.25	___
9	McTomlinson, Dexter	10	Belgravia GC	1:28.37	___

Heat 3 of 4 Finals

0	Bhamidipaty, Patryk	9	Tss Aquatic	1:42.44	___
1	Penn-Seufale, Coen	9	Surfers Paradise	1:41.03	___
2	Jardine, Carter	9	Lawrence	1:34.65	___
3	Haywood, Griffin	9	Surfers Paradise	1:29.73	___
4	Pike (V), Hugo	10	ALST	1:29.07	___
5	Silvera, Santino	11	Surfers Paradise	1:29.23	___
6	Petherbridge (V), Ted	10	KNGC	1:31.32	___
7	Singh, Coen	10	Helensvale	1:37.80	___
8	Svantesson, Felix	11	Emmanuel	1:41.10	___
9	Campbell, Ethan	11	Somerset GC	1:45.19	___

Heat 4 of 4 Finals

1	Nicorescu, Aiden	9	Trinity	NT	___
2	Butt, Hudson	10	Helensvale	NT	___
3	Haynes, Blair	9	Woogaroo	1:51.16	___
4	Deller, Lachlan	9	Emmanuel	1:46.19	___
5	Surch, Matthew	11	Superfish	1:47.75	___
6	Parkinson, Connor	11	Belgravia GC	NT	___
7	Brauer, William	10	All Saints	NT	___
8	Platt (V), Elston	9	KNGC	NT	___

Event 3 Girls 8-11 50 LC Meter Backstroke

Lane	Name	Age	Team	Seed Time
------	------	-----	------	-----------

Heat 1 of 8 Finals

0	Hooper, Elspeth	11	All Saints	40.80	___
1	Richards, Sofia	11	Miami	40.14	___
2	Zhang, Selina	11	Southport	39.76	___
3	Kennedy, Milla	11	Lawrence	39.32	___
4	Tavita, Hannah	11	Pimpama	36.78	___
5	Rameau, Ivy	10	St Hildas	37.49	___
6	lee, Christine	11	Miami	39.72	___
7	Gillett, Coco	10	Lawrence	39.77	___
8	McIntyre, Piper	10	Lawrence	40.31	___
9	Ambrakaityte, Arabella	10	Sharks Aquatics	40.98	___

Heat 2 of 8 Finals

0	Bajraszewski, Penelope	11	RACKL	43.80	___
1	Daley, Madeline	11	Somerset GC	43.37	___
2	Wezenberg (V), Krista	11	KNGC	42.99	___
3	Thomas, Avalon	11	Somerset GC	42.46	___
4	Nell, Mia Lily	11	Sharks Aquatics	42.20	___
5	Wood, Zara	10	Miami	42.21	___
6	Zhang, Katelyn	11	Helensvale	42.72	___
7	Wilson (V), Mila	11	KNGC	43.26	___
8	Smith, Kayleigh	11	Helensvale	43.55	___
9	Cross, Bonnie	10	Tss Aquatic	44.50	___

Heat 3 of 8 Finals

0	Warren, Lamani	9	Lawrence	47.26	___
1	Immisch, Ayva	11	Lawrence	46.76	___
2	Canton, Brianna	11	Superfish	45.78	___
3	Burden, McKenna	8	Tss Aquatic	44.89	___
4	Zhu, Florence	10	Pimpama	44.57	___
5	Munday, Isla	10	Emmanuel	44.67	___
6	Squires (V), Autumn	11	KNGC	45.18	___
7	Campbell, Amelia	11	Emmanuel	46.63	___
8	Juhl, Ashtiva	10	Gullivers	46.91	___
9	lee, Melly	9	Miami	47.58	___

Heat 4 of 8 Finals

0	Rankin, Eliana	10	Miami	48.82	___
1	Snow, Yvonne	10	Somerset GC	48.70	___
2	Keating, Kim	9	Lawrence	48.13	___
3	Thomas, Lakey	10	Somerset GC	47.94	___
4	Ryan, Sienna	10	Sharks Aquatics	47.68	___
5	Fraser, Skye	10	Ipswich Grammar	47.77	___
6	Brown, Indiana	10	Emmanuel	48.01	___
7	Talbot, Annie	9	Somerset GC	48.54	___
8	Hokibara, Lisa	10	Somerset GC	48.71	___
9	Minniecon, Jada	11	Helensvale	49.17	___

Heat 5 of 8 Finals

0	Peters, Zoe	9	Lawrence	51.37	___
1	McIntyre, Isla	8	Lawrence	50.62	___
2	Castles, Willow	9	Surfers Paradise	50.54	___
3	Kennedy, Cleo	9	Lawrence	49.87	___
4	Stock (V), Bonnie	9	KNGC	49.40	___
5	Wilson (V), Peyton	9	KNGC	49.43	___
6	Bambry, Willow	8	Belgravia GC	50.43	___
7	Nickson, Madeleine	10	Ipswich Grammar	50.62	___
8	Evans, Lucinda	10	Superfish	51.28	___
9	Singh, Elly	11	Helensvale	52.00	___

Heat 6 of 8 Finals

0	Redgewell, Ruby	9	Helensvale	54.05	___
1	Kalamaras, Sofia	10	Tss Aquatic	53.52	___
2	Andersen, Caitlin	10	Miami	53.47	___
3	Hayes, Sienna	9	Helensvale	52.80	___
4	Atkins, Nicole	9	Sharks Aquatics	52.07	___
5	Lavaring, Pypier	8	Belgravia GC	52.70	___
6	Wojtasik, Maya	10	Southport	52.83	___
7	Gray, Stevie	10	Trinity	53.47	___
8	Head (V), Olivia	9	LCOV	53.67	___
9	Richardson, Coco	9	Miami	54.06	___

Heat 7 of 8 Finals

0	Gray, Penelope	9	Helensvale	56.79	___
1	Hutchings, Mia	9	Gullivers	55.95	___
2	Harth, Avara	8	Sharks Aquatics	55.53	___
3	Sembapperuma, Ranuli	11	Helensvale	55.29	___
4	George, Emily	10	All Saints	54.69	___
5	Bradshaw, Lydia	8	Superfish	54.88	___
6	Sembapperuma, Ravini	11	Helensvale	55.47	___
7	Gray, Ruby	9	Trinity	55.81	___
8	Immisch, Summer	10	Lawrence	56.30	___
9	Gray, Leila	11	Sharks Aquatics	57.89	___

Lucent Globe HSC Dual Session Meet 2024 - 13/01/2024

Meet Program - Lucent Globe HSC Development Session

Heat 8 Finals (#3 Girls 8-11 50 LC Meter Backstroke)

2	Brauer, Evie	8	All Saints	NT	___
3	Hiatt, Halle	9	Sharks Aquatics	1:01.69	___
4	Stotz, Oliana	8	Somerset GC	58.63	___
5	Campbell, Emme	8	Somerset GC	1:01.51	___
6	Caldwell, Annabelle	8	Helensvale	NT	___

Event 4 Boys 8-11 50 LC Meter Backstroke

Lane	Name	Age	Team	Seed Time	
------	------	-----	------	-----------	--

Heat 1 of 6 Finals

0	Gamble, Charlie	11	Lawrence	42.94	___
1	Bambry, Reuben	9	Belgravia GC	42.41	___
2	Wotherspoon, Leo	11	Surfers Paradise	41.18	___
3	Eke, Benji	10	Lawrence	39.62	___
4	Sewell, Jack	10	Lawrence	36.48	___
5	Vickery, Judd	11	Emmanuel	38.09	___
6	Tobin, Jake	10	Lawrence	41.09	___
7	Green, Harrison	11	Pimpama	41.53	___
8	Haywood, Griffin	9	Surfers Paradise	42.72	___
9	Ward, Jasper	10	Surfers Paradise	43.14	___

Heat 2 of 6 Finals

0	Platt (V), Elston	9	KNGC	46.01	___
1	Ball, Ethan	10	Tss Aquatic	45.63	___
2	O'Dwyer, Krue	8	Kennedy Pacific	45.41	___
3	Chippindall, Braxton	9	Sharks Aquatics	45.00	___
4	Fitzpatrick, Alexander	11	Tss Aquatic	43.51	___
5	Ferguson, James	8	Trinity	44.85	___
6	McTomlinson, Dexter	10	Belgravia GC	45.05	___
7	Brandon, Darcy	11	Sharks Aquatics	45.47	___
8	Wilkinson, Sonny	9	Surfers Paradise	45.66	___
9	Platt (V), Odis	11	KNGC	46.19	___

Heat 3 of 6 Finals

0	Penn-Seufale, Coen	9	Surfers Paradise	48.77	___
1	Thomson, Jai	8	Trinity	47.90	___
2	Petherbridge (V), Ted	10	KNGC	47.29	___
3	Jardine, Carter	9	Lawrence	46.78	___
4	Purcell, James	10	Lawrence	46.65	___
5	Cloke, Duke	10	Tss Aquatic	46.74	___
6	Dally, Jay	10	Gullivers	47.03	___
7	Parkinson, Connor	11	Belgravia GC	47.69	___
8	Brauer, William	10	All Saints	48.44	___
9	Pike (V), Hugo	10	ALST	49.06	___

Heat 4 of 6 Finals

0	Rose, Lachlan	8	Lawrence	53.70	___
1	Wood, Emmett	9	Kennedy Pacific	52.24	___
2	Singh, Coen	10	Helensvale	50.39	___
3	Bhamidipaty, Rohan	11	Tss Aquatic	49.63	___
4	Regan, Alistair	10	Brisbane Jets	49.14	___
5	Scott, Dylan	10	Emmanuel	49.48	___
6	Labuschagne, Luke	10	Helensvale	50.35	___
7	Johnson, Azva	11	Miami	52.04	___
8	Campbell, Ethan	11	Somerset GC	53.65	___
9	Butt, Hudson	10	Helensvale	54.03	___

Heat 5 of 6 Finals

0	Pitura, Aksel	8	Somerset GC	58.33	___
1	Learoyd, Oliver	9	Gullivers	57.64	___
2	Mayers, Hamish	8	Brisbane Jets	56.81	___
3	Cummings (V), Zachary	8	AUBN	56.55	___
4	Nicorescu, Aiden	9	Trinity	54.75	___
5	Lee, Victor	9	Tss Aquatic	56.28	___
6	Skorupski (V), Kai	9	KNGC	56.71	___
7	Grant, Kysen	8	Helensvale	57.15	___
8	Surch, Matthew	11	Superfish	57.93	___
9	Bridle, James	8	Tss Aquatic	1:00.63	___

Heat 6 of 6 Finals

1	George, Adam	8	All Saints	NT	___
2	Davidson, Dane	11	Miami	NT	___
3	Matheson (V), Koah	8	ALST	1:09.15	___
4	Svantesson, Felix	11	Emmanuel	1:04.06	___
5	Gray (V), Dominic	8	KNGC	1:05.30	___
6	Edwards, Joshua	11	Kennedy Pacific	NT	___
7	Biggs, Kobe	8	Gullivers	NT	___

Event 5 Girls 9-11 100 LC Meter Breaststroke

Lane	Name	Age	Team	Seed Time	
------	------	-----	------	-----------	--

Heat 1 of 4 Finals

0	Kam, Hayley	11	Emmanuel	1:40.77	___
1	Zhang, Selina	11	Southport	1:39.40	___
2	Momose, Mila	11	Superfish	1:37.68	___
3	Scott, Sarah	11	Emmanuel	1:35.51	___
4	Hooper, Elspeth	11	All Saints	1:33.41	___
5	Kirk, Lulu	11	Sharks Aquatics	1:34.20	___
6	De Chhimba, Meggie	10	Somerset GC	1:35.68	___
7	Rackley, Claire	11	Miami	1:38.60	___
8	Bell, Tia	11	Helensvale	1:40.55	___
9	Tavita, Hannah	11	Pimpama	1:41.23	___

Heat 2 of 4 Finals

0	Juhl, Ashtiva	10	Gullivers	1:47.39	___
1	Harvey, Hayley Lynn	11	Surfers Paradise	1:46.49	___
2	Zhang, Emily	10	AB Pat College	1:45.77	___
3	Bean, Skylah-Violet	9	Sharks Aquatics	1:44.57	___
4	Immisch, Ayva	11	Lawrence	1:43.77	___
5	lee, Melly	9	Miami	1:44.31	___
6	Ledek, Zali	9	Sharks Aquatics	1:45.66	___
7	Ryan, Sienna	10	Sharks Aquatics	1:46.03	___
8	lee, Christine	11	Miami	1:46.54	___
9	Chappell, Mia	11	Sharks Aquatics	1:47.48	___

Heat 3 of 4 Finals

0	Davenport, Chloe	10	Pimpama	1:58.46	___
1	Campbell, Amelia	11	Emmanuel	1:57.19	___
2	Wojtasik, Maya	10	Southport	1:54.82	___
3	Rankin, Eliana	10	Miami	1:52.64	___
4	Aulert, Claire	10	Emmanuel	1:49.15	___
5	Dhillon, Angelina	10	Tss Aquatic	1:51.96	___
6	Cho, Suah	9	Gullivers	1:54.24	___
7	Deller, Evie	10	Emmanuel	1:56.33	___
8	Kim, Claire	10	Sunnybank	1:57.21	___
9	Wilson (V), Peyton	9	KNGC	1:59.56	___

Lucent Globe HSC Dual Session Meet 2024 - 13/01/2024

Meet Program - Lucent Globe HSC Development Session

Heat 4 Finals (#5 Girls 9-11 100 LC Meter Breaststroke)

0	O'Kearney, Elle	9	Miami	NT	___
1	Platon, Dannielle	10	Helensvale	NT	___
2	Ozoux, Imogen	11	Sharks Aquatics	NT	___
3	Redgewell, Ruby	9	Helensvale	2:07.69	___
4	Andersen, Caitlin	10	Miami	2:04.49	___
5	Gray, Stevie	10	Trinity	2:07.37	___
6	Hankinson, Ivy	11	Superfish	2:08.85	___
7	George, Emily	10	All Saints	NT	___
8	Ozoux, Lilyana	9	Sharks Aquatics	NT	___

Event 6 Boys 9-11 100 LC Meter Breaststroke

Lane	Name	Age	Team	Seed Time
------	------	-----	------	-----------

Heat 1 of 2 Finals

0	Purcell, James	10	Lawrence	1:55.84	___
1	Silvera, Santino	11	Surfers Paradise	1:53.94	___
2	Simmonds, Harry	11	Pimpama	1:41.28	___
3	Anderson, Knox	11	Somerset GC	1:37.59	___
4	Green, Harrison	11	Pimpama	1:35.59	___
5	Lee, Sean	10	Tss Aquatic	1:36.83	___
6	Talbot, Lachlan	11	Somerset GC	1:40.03	___
7	Singh, Coen	10	Helensvale	1:52.10	___
8	Krstevski, Aiden	11	Southport	1:54.36	___
9	Pitura, Jakub	10	Somerset GC	1:56.39	___

Heat 2 of 2 Finals

0	Deller, Lachlan	9	Emmanuel	NT	___
1	Learoyd, Oliver	9	Gullivers	NT	___
2	Platt (V), Odys	11	KNGC	NT	___
3	Davenport, Lachlan	9	Pimpama	2:08.91	___
4	Kerr, Kaden	10	Woogaroo	1:59.95	___
5	Chippindall, Braxton	9	Sharks Aquatics	2:01.01	___
6	Scott, Dylan	10	Emmanuel	2:15.27	___
7	Webster, James	10	Kennedy Pacific	NT	___
8	Bhamidipaty, Patryk	9	Tss Aquatic	NT	___

Event 7 Girls 8-11 50 LC Meter Butterfly

Lane	Name	Age	Team	Seed Time
------	------	-----	------	-----------

Heat 1 of 8 Finals

0	Wang, Lillian	11	Southport	39.51	___
1	Platon, Dannielle	10	Helensvale	39.47	___
2	Short, Bonnie	11	Helensvale	37.39	___
3	Drew (V), Eve	10	ALST	35.01	___
4	Kennedy, Milla	11	Lawrence	34.15	___
5	Squires (V), Autumn	11	KNGC	34.73	___
6	Gillett, Coco	10	Lawrence	35.13	___
7	Tassell, Holly	11	Helensvale	37.79	___
8	Hooper, Elspeth	11	All Saints	39.50	___
9	Nell, Mia Lily	11	Sharks Aquatics	39.51	___

Heat 2 of 8 Finals

0	Munday, Isla	10	Emmanuel	41.36	___
1	Scott, Sarah	11	Emmanuel	41.18	___
2	McIntyre, Piper	10	Lawrence	40.67	___
3	Marshall, Ella	11	Kennedy Pacific	39.88	___
4	Wezenberg (V), Krista	11	KNGC	39.62	___
5	Smith, Kayleigh	11	Helensvale	39.72	___
6	Zhang, Selina	11	Southport	39.91	___
7	Bean, Skylah-Violet	9	Sharks Aquatics	41.14	___
8	lee, Christine	11	Miami	41.27	___
9	Erwin, Matilda	11	Helensvale	41.52	___

Heat 3 of 8 Finals

0	Kelly, Emma	11	Miami	43.87	___
1	Lowe, Harper	10	Gullivers	43.44	___
2	Bajraszewski, Penelope	11	RACKL	43.21	___
3	Immisch, Ayva	11	Lawrence	42.60	___
4	Churchill, Addison	11	Belgravia GC	41.93	___
5	Canton, Brianna	11	Superfish	41.96	___
6	Brown, Maya	9	Sharks Aquatics	42.88	___
7	Zhu, Florence	10	Pimpama	43.39	___
8	Hokibara, Lisa	10	Somerset GC	43.78	___
9	Rankin, Eliana	10	Miami	44.19	___

Heat 4 of 8 Finals

0	Castles, Willow	9	Surfers Paradise	48.26	___
1	Rameau, Ivy	10	St Hildas	46.56	___
2	Kennedy, Cleo	9	Lawrence	46.00	___
3	Immisch, Summer	10	Lawrence	45.14	___
4	Richards, Sofia	11	Miami	44.40	___
5	Zhang, Emily	10	AB Pat College	44.50	___
6	Daley, Madeline	11	Somerset GC	45.38	___
7	Ryan, Sienna	10	Sharks Aquatics	46.40	___
8	Aulert, Claire	10	Emmanuel	46.80	___
9	Warren, Lamani	9	Lawrence	49.24	___

Heat 5 of 8 Finals

0	Snow, Yvonne	10	Somerset GC	51.88	___
1	Dhillon, Angelina	10	Tss Aquatic	50.98	___
2	Kelly, Georgia	9	Miami	50.73	___
3	Wojtasik, Maya	10	Southport	50.22	___
4	Stock (V), Bonnie	9	KNGC	49.32	___
5	Juhl, Ashtiva	10	Gullivers	49.92	___
6	Brown, Indiana	10	Emmanuel	50.67	___
7	Fraser, Skye	10	Ipswich Grammar	50.88	___
8	Cross, Bonnie	10	Tss Aquatic	51.10	___
9	Andersen, Caitlin	10	Miami	52.26	___

Heat 6 of 8 Finals

0	Sembapperuma, Ravini	11	Helensvale	56.37	___
1	Kalamaras, Sofia	10	Tss Aquatic	54.76	___
2	Atkins, Nicole	9	Sharks Aquatics	53.23	___
3	Nickson, Madeleine	10	Ipswich Grammar	52.82	___
4	Burden, McKenna	8	Tss Aquatic	52.32	___
5	Keating, Kim	9	Lawrence	52.51	___
6	Gray, Stevie	10	Trinity	52.96	___
7	Minniecon, Jada	11	Helensvale	54.28	___
8	Harth, Avara	8	Sharks Aquatics	55.82	___
9	Richardson, Coco	9	Miami	56.84	___

Lucent Globe HSC Dual Session Meet 2024 - 13/01/2024

Meet Program - Lucent Globe HSC Development Session

Heat 7 Finals (#7 Girls 8-11 50 LC Meter Butterfly)

0	George, Emily	10	All Saints	NT	___
1	Murphy, Kirra	11	Superfish	NT	___
2	Hiatt, Halle	9	Sharks Aquatics	1:15.90	___
3	Bradshaw, Lydia	8	Superfish	1:03.10	___
4	Sembapperuma, Ranuli	11	Helensvale	57.10	___
5	Gray, Penelope	9	Helensvale	59.32	___
6	Peters, Zoe	9	Lawrence	1:04.47	___
7	Anderson, Zalie	11	Emmanuel	NT	___
8	Singh, Elly	11	Helensvale	NT	___
9	Gray, Ruby	9	Trinity	NT	___

Heat 8 of 8 Finals

2	Stotz, Oliana	8	Somerset GC	NT	___
3	Brauer, Evie	8	All Saints	NT	___
4	Lavaring, Pyper	8	Belgravia GC	NT	___
5	Caldwell, Annabelle	8	Helensvale	NT	___
6	Campbell, Emme	8	Somerset GC	NT	___

Event 8 Boys 8-11 50 LC Meter Butterfly

Lane	Name	Age	Team	Seed Time
------	------	-----	------	-----------

Heat 1 of 5 Finals

0	Wotherspoon, Leo	11	Surfers Paradise	40.98	___
1	Prescott, Dylan	11	Miami	38.56	___
2	Burrows, Toby	11	Surfers Paradise	37.15	___
3	Tobin, Jake	10	Lawrence	36.40	___
4	Mayers, William	10	Brisbane Jets	35.30	___
5	Green, Harrison	11	Pimpama	35.84	___
6	Sewell, Jack	10	Lawrence	37.00	___
7	Garner, Byron	11	Gullivers	37.67	___
8	Ward, Jasper	10	Surfers Paradise	39.73	___
9	Dally, Jay	10	Gullivers	41.26	___

Heat 2 of 5 Finals

0	Jardine, Carter	9	Lawrence	46.48	___
1	Wilkinson, Sonny	9	Surfers Paradise	45.06	___
2	Chippindall, Braxton	9	Sharks Aquatics	43.95	___
3	Ferguson, James	8	Trinity	42.84	___
4	Weng, Sean	10	AB Pat College	41.89	___
5	Eke, Benji	10	Lawrence	42.34	___
6	Ruscitti, Oliver	10	Trinity	42.89	___
7	Harth, Declan	9	Sharks Aquatics	44.41	___
8	O'Dwyer, Krue	8	Kennedy Pacific	46.22	___
9	Brandon, Darcy	11	Sharks Aquatics	46.50	___

Heat 3 of 5 Finals

0	Bhamidipaty, Rohan	11	Tss Aquatic	50.94	___
1	Haywood, Griffin	9	Surfers Paradise	49.38	___
2	Platt (V), Elston	9	KNGC	48.32	___
3	McTomlinson, Dexter	10	Belgravia GC	46.82	___
4	Buttigieg, Jay	9	Gullivers	46.50	___
5	Gamble, Charlie	11	Lawrence	46.68	___
6	Thomson, Jai	8	Trinity	46.92	___
7	Johnson, Azva	11	Miami	49.09	___
8	Platt (V), Odis	11	KNGC	49.59	___
9	Pike (V), Hugo	10	ALST	52.82	___

Heat 4 of 5 Finals

0	Cummings (V), Zachary	8	AUBN	1:06.03	___
1	Nicorescu, Aiden	9	Trinity	1:02.80	___
2	Scott, Dylan	10	Emmanuel	1:00.06	___
3	Skorupski (V), Kai	9	KNGC	56.75	___
4	Butt, Hudson	10	Helensvale	54.82	___
5	Petherbridge (V), Ted	10	KNGC	55.12	___
6	Grant, Kysen	8	Helensvale	58.83	___
7	Pitura, Aksel	8	Somerset GC	1:02.71	___
8	Svantesson, Felix	11	Emmanuel	1:05.75	___
9	Campbell, Ethan	11	Somerset GC	1:08.30	___

Heat 5 of 5 Finals

2	George, Adam	8	All Saints	NT	___
3	Gray (V), Dominic	8	KNGC	NT	___
4	Brauer, William	10	All Saints	NT	___
5	Biggs, Kobe	8	Gullivers	NT	___
6	Rose, Lachlan	8	Lawrence	NT	___

Event 9 Girls 9-11 100 LC Meter Backstroke

Lane	Name	Age	Team	Seed Time
------	------	-----	------	-----------

Heat 1 of 3 Finals

0	Wood, Zara	10	Miami	1:31.46	___
1	Thomas, Avalon	11	Somerset GC	1:29.81	___
2	Momose, Mila	11	Superfish	1:28.13	___
3	Drew (V), Eve	10	ALST	1:26.13	___
4	Tavita, Hannah	11	Pimpama	1:18.77	___
5	Rameau, Ivy	10	St Hildas	1:21.31	___
6	Kam, Hayley	11	Emmanuel	1:27.62	___
7	Kim, Claire	10	Sunnybank	1:28.89	___
8	Ambrakaityte, Arabella	10	Sharks Aquatics	1:30.86	___
9	Nell, Mia Lily	11	Sharks Aquatics	1:32.18	___

Heat 2 of 3 Finals

0	Talbot, Annie	9	Somerset GC	1:48.14	___
1	Bell, Tia	11	Helensvale	1:41.44	___
2	Zhang, Emily	10	AB Pat College	1:39.49	___
3	Zhang, Katelyn	11	Helensvale	1:35.71	___
4	Harvey, Hayley Lynn	11	Surfers Paradise	1:32.47	___
5	Ledek, Zali	9	Sharks Aquatics	1:34.32	___
6	Daley, Madeline	11	Somerset GC	1:39.05	___
7	Nielsen, Georgie	9	Genesis	1:40.28	___
8	Canton, Brianna	11	Superfish	1:45.58	___
9	Aulert, Claire	10	Emmanuel	1:49.12	___

Heat 3 of 3 Finals

1	Cho, Suah	9	Gullivers	NT	___
2	Hayes, Sienna	9	Helensvale	NT	___
3	Dhillon, Angelina	10	Tss Aquatic	2:11.19	___
4	Thomas, Lakey	10	Somerset GC	1:52.66	___
5	Macfarlane, Georgia	9	Sharks Aquatics	1:54.10	___
6	Anderson, Zalie	11	Emmanuel	NT	___
7	Keating, Kim	9	Lawrence	NT	___

Lucent Globe HSC Dual Session Meet 2024 - 13/01/2024

Meet Program - Lucent Globe HSC Development Session

Event 10 Boys 9-11 100 LC Meter Backstroke

Lane	Name	Age	Team	Seed Time
Heat 1 of 2 Finals				
0	Kerr, Kaden	10	Woogaroo	1:39.99
1	Fitzpatrick, Alexander	11	Tss Aquatic	1:35.70
2	Ruscitti, Oliver	10	Trinity	1:31.35
3	Simmonds, Harry	11	Pimpama	1:25.40
4	Sewell, Jack	10	Lawrence	1:18.13
5	Lee, Sean	10	Tss Aquatic	1:24.76
6	Green, Harrison	11	Pimpama	1:29.24
7	Bambry, Reuben	9	Belgravia GC	1:34.22
8	Chippindall, Braxton	9	Sharks Aquatics	1:39.54
9	Harth, Declan	9	Sharks Aquatics	1:40.50
Heat 2 of 2 Finals				
2	Deller, Lachlan	9	Emmanuel	NT
3	Haynes, Blair	9	Woogaroo	1:56.25
4	Pitura, Jakub	10	Somerset GC	1:45.32
5	Krsteveski, Aiden	11	Southport	1:49.10
6	Haywood, Griffin	9	Surfers Paradise	NT
7	Bhamidipaty, Patryk	9	Tss Aquatic	NT

Event 11 Girls 9-11 200 LC Meter Freestyle

Lane	Name	Age	Team	Seed Time
Heat 1 of 3 Finals				
0	Kim, Claire	10	Sunnybank	2:50.50
1	Thomas, Avalon	11	Somerset GC	2:45.41
2	Morriss, Atlantis	11	Sharks Aquatics	2:40.63
3	Chappell, Mia	11	Sharks Aquatics	2:38.94
4	Wang, Lillian	11	Southport	2:35.19
5	Morris, Kaitlyn	11	Emmanuel	2:37.11
6	Churchill, Addison	11	Belgravia GC	2:39.87
7	Burley, Olivia	11	Ipswich Grammar	2:40.77
8	Smith, Kayleigh	11	Helensvale	2:45.55
9	Davenport, Chloe	10	Pimpama	2:53.81
Heat 2 of 3 Finals				
0	Ozoux, Imogen	11	Sharks Aquatics	NT
1	Macfarlane, Georgia	9	Sharks Aquatics	3:43.03
2	Ozoux, Lilyana	9	Sharks Aquatics	3:16.82
3	Thomas, Lakey	10	Somerset GC	3:03.57
4	De Chhimba, Meggie	10	Somerset GC	2:57.15
5	Zhang, Katelyn	11	Helensvale	3:01.94
6	Cross, Bonnie	10	Tss Aquatic	3:03.92
7	Juhl, Ashtiva	10	Gullivers	3:17.90
8	Dhillon, Angelina	10	Tss Aquatic	3:53.23
Heat 3 of 3 Finals				
3	Deller, Evie	10	Emmanuel	NT
4	Marshall, Ella	11	Kennedy Pacific	NT
5	Immisch, Summer	10	Lawrence	NT

Event 12 Boys 9-11 200 LC Meter Freestyle

Lane	Name	Age	Team	Seed Time
Heat 1 of 2 Finals				
0	Brandon, Darcy	11	Sharks Aquatics	2:59.86
1	Jarvis, Braxton	11	Brisbane Jets	2:50.86
2	Rattenbury, Jack	11	Nudgee College	2:42.85
3	Simmonds, Harry	11	Pimpama	2:41.08
4	Anderson, Knox	11	Somerset GC	2:30.06
5	Burrows, Toby	11	Surfers Paradise	2:33.17
6	Haywood, Isaac	11	Brisbane Jets	2:42.45
7	Campbell, Noah	10	Somerset GC	2:47.31
8	Fraser (V), Jake	10	CARL	2:55.76
9	Ball, Ethan	10	Tss Aquatic	3:05.72
Heat 2 of 2 Finals				
3	Harth, Declan	9	Sharks Aquatics	NT
4	Krsteveski, Aiden	11	Southport	3:17.77
5	Chippindall, Braxton	9	Sharks Aquatics	3:24.59

Event 13 Girls 8-11 50 LC Meter Breaststroke

Lane	Name	Age	Team	Seed Time
Heat 1 of 8 Finals				
0	Rackley, Claire	11	Miami	45.43
1	Tassell, Holly	11	Helensvale	44.92
2	Scott, Sarah	11	Emmanuel	44.11
3	Kirk, Lulu	11	Sharks Aquatics	42.25
4	Tavita, Hannah	11	Pimpama	41.86
5	Hooper, Elspeth	11	All Saints	41.91
6	De Chhimba, Meggie	10	Somerset GC	42.97
7	Momose, Mila	11	Superfish	44.67
8	Ambrakaityte, Arabella	10	Sharks Aquatics	45.13
9	Immisch, Ayva	11	Lawrence	45.61
Heat 2 of 8 Finals				
0	Juhl, Ashtiva	10	Gullivers	47.72
1	Squires (V), Autumn	11	KNGC	47.23
2	Gillett, Coco	10	Lawrence	47.05
3	Kennedy, Milla	11	Lawrence	46.74
4	Rameau, Ivy	10	St Hildas	46.19
5	lee, Melly	9	Miami	46.50
6	lee, Christine	11	Miami	46.81
7	Zhu, Florence	10	Pimpama	47.08
8	Wezenberg (V), Krista	11	KNGC	47.58
9	Ledek, Zali	9	Sharks Aquatics	47.73
Heat 3 of 8 Finals				
0	Wilson (V), Mila	11	KNGC	50.52
1	Dhillon, Angelina	10	Tss Aquatic	50.14
2	Zhang, Emily	10	AB Pat College	49.58
3	Munday, Isla	10	Emmanuel	49.25
4	McIntyre, Piper	10	Lawrence	47.83
5	Bean, Skylah-Violet	9	Sharks Aquatics	48.37
6	Ryan, Sienna	10	Sharks Aquatics	49.33
7	Richards, Sofia	11	Miami	49.93
8	Aulert, Claire	10	Emmanuel	50.36
9	Erwin, Matilda	11	Helensvale	51.08

Lucent Globe HSC Dual Session Meet 2024 - 13/01/2024

Meet Program - Lucent Globe HSC Development Session

Heat 4 Finals (#13 Girls 8-11 50 LC Meter Breaststroke)

0	Burden, McKenna	8	Tss Aquatic	54.26	___
1	Wilson (V), Peyton	9	KNGC	53.57	___
2	Layton, Sophia	11	Belgravia GC	52.47	___
3	Snow, Yvonne	10	Somerset GC	52.13	___
4	Rankin, Eliana	10	Miami	51.60	___
5	Wojtasik, Maya	10	Southport	52.07	___
6	Cho, Suah	9	Gullivers	52.41	___
7	Campbell, Amelia	11	Emmanuel	53.18	___
8	Kennedy, Cleo	9	Lawrence	53.86	___
9	Evans, Lucinda	10	Superfish	54.40	___

Heat 5 of 8 Finals

0	Kelly, Emma	11	Miami	57.39	___
1	Richardson, Coco	9	Miami	57.28	___
2	Hankinson, Ivy	11	Superfish	56.22	___
3	Singh, Elly	11	Helensvale	54.89	___
4	Nickson, Madeleine	10	Ipswich Grammar	54.77	___
5	Keating, Kim	9	Lawrence	54.79	___
6	Warren, Lamani	9	Lawrence	55.60	___
7	Castles, Willow	9	Surfers Paradise	57.14	___
8	Head (V), Olivia	9	LCOV	57.38	___
9	Brown, Indiana	10	Emmanuel	57.55	___

Heat 6 of 8 Finals

0	Kalamaras, Sofia	10	Tss Aquatic	59.24	___
1	Minniecon, Jada	11	Helensvale	58.79	___
2	Immisch, Summer	10	Lawrence	58.36	___
3	Lavaring, Pyper	8	Belgravia GC	58.27	___
4	Anderson, Zalie	11	Emmanuel	57.70	___
5	Stock (V), Bonnie	9	KNGC	57.99	___
6	Sembapperuma, Ranuli	11	Helensvale	58.34	___
7	Gray, Leila	11	Sharks Aquatics	58.53	___
8	Andersen, Caitlin	10	Miami	59.21	___
9	Murphy, Kirra	11	Superfish	59.47	___

Heat 7 of 8 Finals

0	George, Emily	10	All Saints	1:03.00	___
1	McIntyre, Isla	8	Lawrence	1:00.84	___
2	Gray, Stevie	10	Trinity	1:00.61	___
3	Hayes, Sienna	9	Helensvale	59.76	___
4	Fraser, Skye	10	Ipswich Grammar	59.59	___
5	Peters, Zoe	9	Lawrence	59.72	___
6	Nielsen, Georgie	9	Genesis	59.96	___
7	Sembapperuma, Ravini	11	Helensvale	1:00.83	___
8	Hutchings, Mia	9	Gullivers	1:01.60	___
9	Gray, Ruby	9	Trinity	1:03.96	___

Heat 8 of 8 Finals

0	Brauer, Evie	8	All Saints	NT	___
1	Stotz, Oliana	8	Somerset GC	1:08.73	___
2	Kelly, Georgia	9	Miami	1:08.12	___
3	Harth, Avara	8	Sharks Aquatics	1:04.87	___
4	Hiatt, Halle	9	Sharks Aquatics	1:04.13	___
5	Atkins, Nicole	9	Sharks Aquatics	1:04.45	___
6	Bradshaw, Lydia	8	Superfish	1:07.23	___
7	Gray, Penelope	9	Helensvale	1:08.36	___
8	Campbell, Emme	8	Somerset GC	1:18.91	___
9	Caldwell, Annabelle	8	Helensvale	NT	___

Event 14 Boys 8-11 50 LC Meter Breaststroke

Lane	Name	Age	Team	Seed Time	
------	------	-----	------	-----------	--

Heat 1 of 6 Finals

0	Gamble, Charlie	11	Lawrence	49.83	___
1	Davenport, Lachlan	9	Pimpama	48.59	___
2	Buttigieg, Jay	9	Gullivers	47.44	___
3	Simmonds, Harry	11	Pimpama	45.45	___
4	Talbot, Lachlan	11	Somerset GC	45.15	___
5	Green, Harrison	11	Pimpama	45.27	___
6	Weng, Sean	10	AB Pat College	46.56	___
7	Tobin, Jake	10	Lawrence	48.36	___
8	Sewell, Jack	10	Lawrence	48.61	___
9	Singh, Coen	10	Helensvale	50.14	___

Heat 2 of 6 Finals

0	Ferguson, James	8	Trinity	53.40	___
1	Purcell, James	10	Lawrence	52.58	___
2	Eke, Benji	10	Lawrence	52.19	___
3	Platt (V), Odis	11	KNGC	51.50	___
4	Prescott, Dylan	11	Miami	50.65	___
5	Haywood, Griffin	9	Surfers Paradise	50.77	___
6	Silvera, Santino	11	Surfers Paradise	52.00	___
7	Penn-Seufale, Coen	9	Surfers Paradise	52.53	___
8	Jardine, Carter	9	Lawrence	52.88	___
9	Fitzpatrick, Alexander	11	Tss Aquatic	53.81	___

Heat 3 of 6 Finals

0	Cloke, Duke	10	Tss Aquatic	57.25	___
1	Labuschagne, Luke	10	Helensvale	56.05	___
2	Scott, Dylan	10	Emmanuel	55.29	___
3	Thomson, Jai	8	Trinity	54.79	___
4	Kerr, Kaden	10	Woogaroo	54.37	___
5	Wilkinson, Sonny	9	Surfers Paradise	54.57	___
6	Bhamidipaty, Patryk	9	Tss Aquatic	54.82	___
7	Johnson, Azva	11	Miami	56.03	___
8	Pike (V), Hugo	10	ALST	56.09	___
9	Petherbridge (V), Ted	10	KNGC	58.26	___

Heat 4 of 6 Finals

0	Mayers, Hamish	8	Brisbane Jets	1:04.03	___
1	Learoyd, Oliver	9	Gullivers	1:02.51	___
2	Pitura, Aksel	8	Somerset GC	1:01.86	___
3	Surch, Matthew	11	Superfish	1:00.51	___
4	Lee, Victor	9	Tss Aquatic	58.75	___
5	O'Dwyer, Krue	8	Kennedy Pacific	59.30	___
6	Campbell, Ethan	11	Somerset GC	1:01.33	___
7	Rose, Lachlan	8	Lawrence	1:02.33	___
8	Grant, Kysen	8	Helensvale	1:03.64	___
9	Wood, Emmett	9	Kennedy Pacific	1:05.21	___

Lucent Globe HSC Dual Session Meet 2024 - 13/01/2024

Meet Program - Lucent Globe HSC Development Session

Heat 5 Finals (#14 Boys 8-11 50 LC Meter Breaststroke)

0	Gray (V), Dominic	8	KNGC	NT	___
1	Brauer, William	10	All Saints	NT	___
2	Skorupski (V), Kai	9	KNGC	1:11.65	___
3	Svantesson, Felix	11	Emmanuel	1:08.63	___
4	Bridle, James	8	Tss Aquatic	1:05.35	___
5	Nicorescu, Aiden	9	Trinity	1:06.32	___
6	Butt, Hudson	10	Helensvale	1:10.27	___
7	Webster, James	10	Kennedy Pacific	NT	___
8	Edwards, Lucas	10	Kennedy Pacific	NT	___
9	Matheson (V), Koah	8	ALST	NT	___

Heat 6 of 6 Finals

3	Cummings (V), Zachary	8	AUBN	NT	___
4	George, Adam	8	All Saints	NT	___
5	Biggs, Kobe	8	Gullivers	NT	___

Event 15 Girls 9-11 100 LC Meter Butterfly

Lane	Name	Age	Team	Seed Time	
------	------	-----	------	-----------	--

Heat 1 of 2 Finals

0	Harvey, Hayley Lynn	11	Surfers Paradise	1:43.98	___
1	Marshall, Ella	11	Kennedy Pacific	1:41.80	___
2	Platon, Dannielle	10	Helensvale	1:33.29	___
3	Kam, Hayley	11	Emmanuel	1:28.73	___
4	Morriss, Atlantis	11	Sharks Aquatics	1:25.33	___
5	Drew (V), Eve	10	ALST	1:28.20	___
6	Short, Bonnie	11	Helensvale	1:32.26	___
7	Brown, Maya	9	Sharks Aquatics	1:41.70	___
8	Bell, Tia	11	Helensvale	1:42.33	___
9	Goode, Tanyka	11	Miami	1:58.07	___

Heat 2 of 2 Finals

2	Bean, Skylah-Violet	9	Sharks Aquatics	NT	___
3	Squires (V), Autumn	11	KNGC	NT	___
4	Macfarlane, Georgia	9	Sharks Aquatics	2:06.00	___
5	Bajraszewski, Penelope	11	RACKL	NT	___
6	Lowe, Harper	10	Gullivers	NT	___
7	O'Kearney, Elle	9	Miami	NT	___

Event 16 Boys 9-11 100 LC Meter Butterfly

Lane	Name	Age	Team	Seed Time	
------	------	-----	------	-----------	--

Heat 1 of 1 Finals

2	Haynes, Blair	9	Woogaroo	NT	___
3	Pitura, Jakub	10	Somerset GC	NT	___
4	Wotherspoon, Leo	11	Surfers Paradise	1:38.10	___
5	Regan, Alistair	10	Brisbane Jets	1:39.23	___
6	Platt (V), Elston	9	KNGC	NT	___

Event 17 Girls 8-11 50 LC Meter Freestyle

Lane	Name	Age	Team	Seed Time	
------	------	-----	------	-----------	--

Heat 1 of 9 Finals

0	Nell, Mia Lily	11	Sharks Aquatics	33.26	___
1	Zhang, Selina	11	Southport	32.95	___
2	Rameau, Ivy	10	St Hildas	32.38	___
3	Gillett, Coco	10	Lawrence	32.07	___
4	Tavita, Hannah	11	Pimpama	30.47	___
5	Morris, Kaitlyn	11	Emmanuel	31.88	___
6	Churchill, Addison	11	Belgravia GC	32.22	___
7	Drew (V), Eve	10	ALST	32.90	___
8	Squires (V), Autumn	11	KNGC	33.21	___
9	Kennedy, Milla	11	Lawrence	33.57	___

Heat 2 of 9 Finals

0	Bajraszewski, Penelope	11	RACKL	34.86	___
1	McIntyre, Piper	10	Lawrence	34.67	___
2	Rackley, Claire	11	Miami	34.43	___
3	Hooper, Elspeth	11	All Saints	33.68	___
4	Ambrakaityte, Arabella	10	Sharks Aquatics	33.57	___
5	Richards, Sofia	11	Miami	33.60	___
6	lee, Christine	11	Miami	34.39	___
7	Tassell, Holly	11	Helensvale	34.62	___
8	Wezenberg (V), Krista	11	KNGC	34.74	___
9	Wilson (V), Mila	11	KNGC	34.88	___

Heat 3 of 9 Finals

0	Cross, Bonnie	10	Tss Aquatic	36.69	___
1	Marshall, Ella	11	Kennedy Pacific	36.45	___
2	Wood, Zara	10	Miami	36.31	___
3	Kalamaras, Sofia	10	Tss Aquatic	35.86	___
4	Thomas, Avalon	11	Somerset GC	35.02	___
5	Scott, Sarah	11	Emmanuel	35.20	___
6	Zhang, Katelyn	11	Helensvale	36.02	___
7	Zhu, Florence	10	Pimpama	36.33	___
8	Platon, Dannielle	10	Helensvale	36.63	___
9	Munday, Isla	10	Emmanuel	37.10	___

Heat 4 of 9 Finals

0	Lowe, Harper	10	Gullivers	37.90	___
1	Immisch, Ayva	11	Lawrence	37.79	___
2	Layton, Sophia	11	Belgravia GC	37.76	___
3	Campbell, Amelia	11	Emmanuel	37.51	___
4	Ledek, Zali	9	Sharks Aquatics	37.13	___
5	Canton, Brianna	11	Superfish	37.33	___
6	Nickson, Madeleine	10	Ipswich Grammar	37.71	___
7	Kelly, Emma	11	Miami	37.77	___
8	Rankin, Eliana	10	Miami	37.86	___
9	Thomas, Lakey	10	Somerset GC	37.93	___

Lucent Globe HSC Dual Session Meet 2024 - 13/01/2024

Meet Program - Lucent Globe HSC Development Session

Heat 5 Finals (#17 Girls 8-11 50 LC Meter Freestyle)

0	Stock (V), Bonnie	9	KNGC	39.05	___
1	Brown, Indiana	10	Emmanuel	38.65	___
2	Juhl, Ashtiva	10	Gullivers	38.58	___
3	George, Emily	10	All Saints	38.10	___
4	Brown, Maya	9	Sharks Aquatics	37.96	___
5	Daley, Madeline	11	Somerset GC	38.00	___
6	Nielsen, Georgie	9	Genesis	38.57	___
7	Castles, Willow	9	Surfers Paradise	38.63	___
8	Wojtasik, Maya	10	Southport	38.73	___
9	Wilson (V), Peyton	9	KNGC	39.08	___

Heat 6 of 9 Finals

0	Kennedy, Cleo	9	Lawrence	40.17	___
1	Richardson, Coco	9	Miami	40.03	___
2	lee, Melly	9	Miami	39.90	___
3	Dhillon, Angelina	10	Tss Aquatic	39.85	___
4	Talbot, Annie	9	Somerset GC	39.74	___
5	Burden, McKenna	8	Tss Aquatic	39.83	___
6	Immisch, Summer	10	Lawrence	39.85	___
7	Ryan, Sienna	10	Sharks Aquatics	40.01	___
8	Warren, Lamani	9	Lawrence	40.09	___
9	Sembapperuma, Ranuli	11	Helensvale	40.95	___

Heat 7 of 9 Finals

0	Sembapperuma, Ravini	11	Helensvale	43.53	___
1	Keating, Kim	9	Lawrence	43.05	___
2	Bambry, Willow	8	Belgravia GC	41.76	___
3	Andersen, Caitlin	10	Miami	41.54	___
4	Singh, Elly	11	Helensvale	41.21	___
5	Evans, Lucinda	10	Superfish	41.23	___
6	Snow, Yvonne	10	Somerset GC	41.74	___
7	Minniecon, Jada	11	Helensvale	42.58	___
8	McIntyre, Isla	8	Lawrence	43.35	___
9	Redgewell, Ruby	9	Helensvale	44.20	___

Heat 8 of 9 Finals

0	Murphy, Kirra	11	Superfish	47.82	___
1	Gray, Stevie	10	Trinity	47.09	___
2	Peters, Zoe	9	Lawrence	46.92	___
3	Lavaring, Pyper	8	Belgravia GC	45.94	___
4	Gray, Leila	11	Sharks Aquatics	45.47	___
5	Head (V), Olivia	9	LCOV	45.67	___
6	Stotz, Oliana	8	Somerset GC	46.84	___
7	Atkins, Nicole	9	Sharks Aquatics	47.07	___
8	Hayes, Sienna	9	Helensvale	47.68	___
9	Harth, Avara	8	Sharks Aquatics	48.14	___

Heat 9 of 9 Finals

0	Caldwell, Annabelle	8	Helensvale	NT	___
1	Gray, Ruby	9	Trinity	57.01	___
2	Gray, Penelope	9	Helensvale	49.11	___
3	Kelly, Georgia	9	Miami	48.65	___
4	Hiatt, Halle	9	Sharks Aquatics	48.16	___
5	Hutchings, Mia	9	Gullivers	48.53	___
6	Campbell, Emme	8	Somerset GC	48.66	___
7	Bradshaw, Lydia	8	Superfish	51.15	___
8	Brauer, Evie	8	All Saints	NT	___

Event 18 Boys 8-11 50 LC Meter Freestyle

Lane	Name	Age	Team	Seed Time	
------	------	-----	------	-----------	--

Heat 1 of 7 Finals

0	Bambry, Reuben	9	Belgravia GC	33.61	___
1	Eke, Benji	10	Lawrence	33.36	___
2	Green, Harrison	11	Pimpama	33.06	___
3	Burrows, Toby	11	Surfers Paradise	32.35	___
4	Mayers, William	10	Brisbane Jets	30.20	___
5	Tobin, Jake	10	Lawrence	31.63	___
6	Anderson, Knox	11	Somerset GC	32.88	___
7	Sewell, Jack	10	Lawrence	33.12	___
8	Simmonds, Harry	11	Pimpama	33.57	___
9	Fraser (V), Jake	10	CARL	34.87	___

Heat 2 of 7 Finals

0	Dally, Jay	10	Gullivers	36.86	___
1	Brandon, Darcy	11	Sharks Aquatics	36.61	___
2	Prescott, Dylan	11	Miami	35.41	___
3	Gamble, Charlie	11	Lawrence	35.16	___
4	Garner, Byron	11	Gullivers	34.96	___
5	Harth, Declan	9	Sharks Aquatics	35.00	___
6	Ward, Jasper	10	Surfers Paradise	35.20	___
7	Buttigieg, Jay	9	Gullivers	36.46	___
8	Ruscitti, Oliver	10	Trinity	36.78	___
9	Wilkinson, Sonny	9	Surfers Paradise	37.02	___

Heat 3 of 7 Finals

0	Silvera, Santino	11	Surfers Paradise	38.49	___
1	Pike (V), Hugo	10	ALST	37.80	___
2	McTomlinson, Dexter	10	Belgravia GC	37.45	___
3	Ferguson, James	8	Trinity	37.43	___
4	Trease (V), Noah	10	ALST	37.30	___
5	Haywood, Griffin	9	Surfers Paradise	37.40	___
6	Wotherspoon, Leo	11	Surfers Paradise	37.43	___
7	Platt (V), Elston	9	KNGC	37.74	___
8	Johnson, Azva	11	Miami	38.47	___
9	Thomson, Jai	8	Trinity	38.53	___

Heat 4 of 7 Finals

0	Labuschagne, Luke	10	Helensvale	40.53	___
1	Ball, Ethan	10	Tss Aquatic	39.58	___
2	Jardine, Carter	9	Lawrence	39.36	___
3	Parkinson, Connor	11	Belgravia GC	39.20	___
4	Penn-Seufale, Coen	9	Surfers Paradise	38.76	___
5	Platt (V), Odis	11	KNGC	39.11	___
6	Davenport, Lachlan	9	Pimpama	39.29	___
7	Purcell, James	10	Lawrence	39.56	___
8	Singh, Coen	10	Helensvale	40.39	___
9	Scott, Dylan	10	Emmanuel	41.31	___

Lucent Globe HSC Dual Session Meet 2024 - 13/01/2024

Meet Program - Lucent Globe HSC Development Session

Heat 5 Finals (#18 Boys 8-11 50 LC Meter Freestyle)

0	Surch, Matthew	11	Superfish	45.33	___
1	Svantesson, Felix	11	Emmanuel	44.80	___
2	Petherbridge (V), Ted	10	KNGC	42.53	___
3	O'Dwyer, Krue	8	Kennedy Pacific	41.67	___
4	Brauer, William	10	All Saints	41.46	___
5	Cloke, Duke	10	Tss Aquatic	41.47	___
6	Rose, Lachlan	8	Lawrence	42.14	___
7	Mayers, Hamish	8	Brisbane Jets	42.91	___
8	Skorupski (V), Kai	9	KNGC	44.87	___
9	Deller, Lachlan	9	Emmanuel	45.37	___

Heat 6 of 7 Finals

0	Learoyd, Oliver	9	Gullivers	52.31	___
1	Lee, Victor	9	Tss Aquatic	50.04	___
2	Nicorescu, Aiden	9	Trinity	47.50	___
3	Campbell, Ethan	11	Somerset GC	47.24	___
4	Pitura, Aksel	8	Somerset GC	45.81	___
5	Butt, Hudson	10	Helensvale	46.82	___
6	Grant, Kysen	8	Helensvale	47.41	___
7	Wood, Emmett	9	Kennedy Pacific	48.44	___
8	Bridle, James	8	Tss Aquatic	51.25	___
9	Cummings (V), Zachary	8	AUBN	52.86	___

Heat 7 of 7 Finals

0	Campbell, Reed	8	Somerset GC	NT	___
1	George, Adam	8	All Saints	NT	___
2	Davidson, Dane	11	Miami	NT	___
3	Matheson (V), Koah	8	ALST	56.96	___
4	Gray (V), Dominic	8	KNGC	53.08	___
5	Fitzpatrick, Alexander	11	Tss Aquatic	53.25	___
6	Edwards, Joshua	11	Kennedy Pacific	NT	___
7	Webster, James	10	Kennedy Pacific	NT	___
8	Biggs, Kobe	8	Gullivers	NT	___

Event 19 Girls 9-11 200 LC Meter IM

Lane	Name	Age	Team	Seed Time
------	------	-----	------	-----------

Heat 1 of 4 Finals

0	Momose, Mila	11	Superfish	3:12.39	___
1	Wezenberg (V), Krista	11	KNGC	3:09.13	___
2	Bell, Tia	11	Helensvale	3:07.19	___
3	Burley, Olivia	11	Ipswich Grammar	3:02.01	___
4	Drew (V), Eve	10	ALST	2:57.13	___
5	Hooper, Elspeth	11	All Saints	3:00.27	___
6	Wang, Lillian	11	Southport	3:04.60	___
7	Kirk, Lulu	11	Sharks Aquatics	3:09.05	___
8	Short, Bonnie	11	Helensvale	3:12.21	___
9	Platon, Dannielle	10	Helensvale	3:15.44	___

Heat 2 of 4 Finals

0	Wood, Zara	10	Miami	3:38.07	___
1	Daley, Madeline	11	Somerset GC	3:31.42	___
2	Zhang, Emily	10	AB Pat College	3:27.53	___
3	Thomas, Avalon	11	Somerset GC	3:20.81	___
4	Kim, Claire	10	Sunnybank	3:16.26	___
5	Harvey, Hayley Lynn	11	Surfers Paradise	3:20.03	___
6	Davenport, Chloe	10	Pimpama	3:27.31	___
7	Immisch, Ayva	11	Lawrence	3:30.75	___
8	Hokibara, Lisa	10	Somerset GC	3:36.71	___
9	Erwin, Matilda	11	Helensvale	3:40.09	___

Heat 3 of 4 Finals

0	Aulert, Claire	10	Emmanuel	NT	___
1	Nickson, Madeleine	10	Ipswich Grammar	4:28.23	___
2	Head (V), Olivia	9	LCOV	4:19.99	___
3	Warren, Lamani	9	Lawrence	3:46.94	___
4	Fraser, Skye	10	Ipswich Grammar	3:42.26	___
5	Bajraszewski, Penelope	11	RACKL	3:43.63	___
6	Sembapperuma, Ravini	11	Helensvale	4:04.62	___
7	Canton, Brianna	11	Superfish	4:21.56	___
8	Macfarlane, Georgia	9	Sharks Aquatics	5:10.10	___
9	O'Kearney, Elle	9	Miami	NT	___

Heat 4 of 4 Finals

2	Thomas, Lakey	10	Somerset GC	NT	___
3	McIntyre, Piper	10	Lawrence	NT	___
4	George, Emily	10	All Saints	NT	___
5	Rackley, Claire	11	Miami	NT	___
6	Cho, Suah	9	Gullivers	NT	___

Event 20 Boys 9-11 200 LC Meter IM

Lane	Name	Age	Team	Seed Time
------	------	-----	------	-----------

Heat 1 of 2 Finals

0	Gamble, Charlie	11	Lawrence	3:32.87	___
1	Brandon, Darcy	11	Sharks Aquatics	3:30.81	___
2	Campbell, Noah	10	Somerset GC	3:15.31	___
3	Ruscitti, Oliver	10	Trinity	3:06.66	___
4	Sewell, Jack	10	Lawrence	2:51.59	___
5	Vickery, Judd	11	Emmanuel	2:56.64	___
6	Burrows, Toby	11	Surfers Paradise	3:06.83	___
7	Weng, Sean	10	AB Pat College	3:17.77	___
8	Kerr, Kaden	10	Woogaroo	3:32.43	___
9	Johnson, Azva	11	Miami	3:38.86	___

Heat 2 of 2 Finals

1	Wilkinson, Sonny	9	Surfers Paradise	NT	___
2	Pike (V), Hugo	10	ALST	4:00.55	___
3	Pitura, Jakob	10	Somerset GC	3:49.34	___
4	Bhamidipaty, Rohan	11	Tss Aquatic	3:41.37	___
5	Petherbridge (V), Ted	10	KNGC	3:47.54	___
6	Trease (V), Noah	10	ALST	3:52.06	___
7	Haynes, Blair	9	Woogaroo	NT	___
8	Cloke, Duke	10	Tss Aquatic	NT	___

Lucent Globe HSC Dual Session Meet 2024 - 13/01/2024**Session Report**

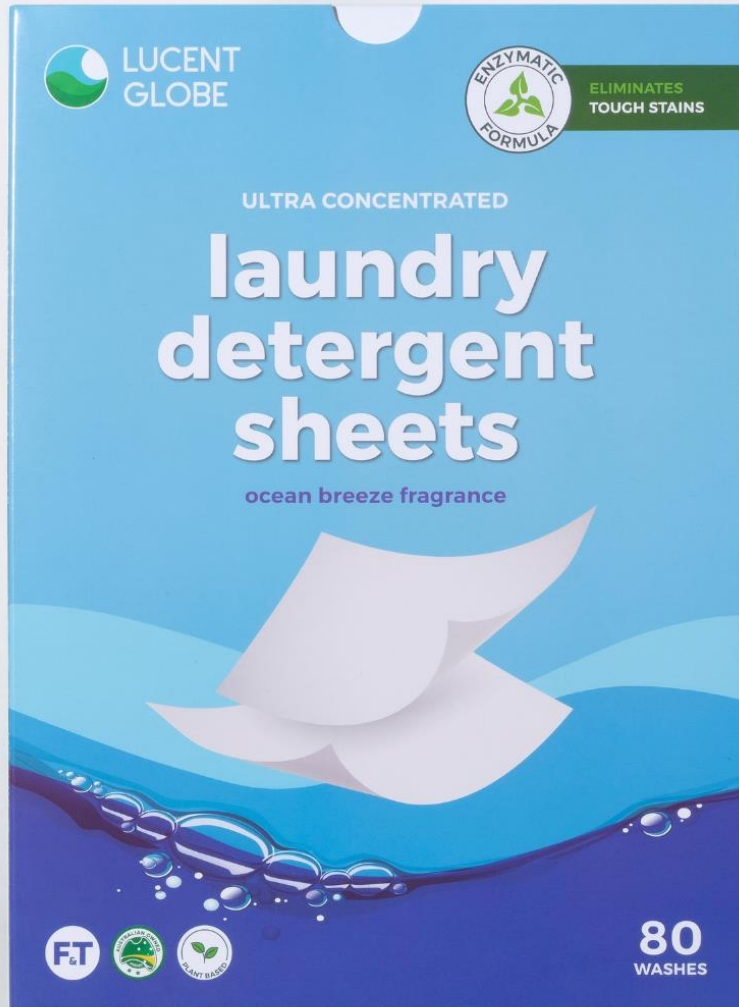
Session: 2 Lucent Globe HSC Transition Session

Day of Meet: 1 Starts at 11:30 AM Heat Interval: 30 Seconds / Back +15 Seconds

Round	Event	Entries	Heats	Starts at	
Finals	21 Girls 12 & Over 100 Freestyle	57	6	11:30 AM	_____
Finals	22 Boys 12 & Over 100 Freestyle	45	5	11:41 AM	_____
Finals	23 Girls 12 & Over 50 Backstroke	40	4	11:50 AM	_____
Finals	24 Boys 12 & Over 50 Backstroke	35	4	11:56 AM	_____
Finals	25 Girls 11 & Over 200 Butterfly	11	2	12:02 PM	_____
Finals	26 Boys 11 & Over 200 Butterfly	4	1	12:10 PM	_____
Finals	27 Girls 12 & Over 100 Breaststroke	22	3	12:13 PM	_____
Finals	28 Boys 12 & Over 100 Breaststroke	22	3	12:20 PM	_____
Finals	29 Girls 12 & Over 50 Freestyle	53	6	12:27 PM	_____
Finals	30 Boys 12 & Over 50 Freestyle	45	5	12:34 PM	_____
Finals	31 Girls 11 & Over 200 Backstroke	18	2	12:39 PM	_____
Finals	32 Boys 11 & Over 200 Backstroke	17	2	12:47 PM	_____
Finals	33 Girls 12 & Over 100 Butterfly	17	2	12:55 PM	_____
Finals	34 Boys 12 & Over 100 Butterfly	13	2	12:59 PM	_____
Finals	35 Girls 11 & Over 400 Freestyle	17	2	01:03 PM	_____
Finals	36 Boys 11 & Over 400 Freestyle	25	3	01:15 PM	_____
Finals	37 Girls 12 & Over 50 Breaststroke	35	4	01:35 PM	_____
Finals	38 Boys 12 & Over 50 Breaststroke	31	4	01:40 PM	_____
Finals	39 Girls 12 & Over 200 IM	25	3	01:46 PM	_____
Finals	40 Boys 12 & Over 200 IM	18	2	01:58 PM	_____
Finals	41 Girls 12 & Over 50 Butterfly	50	5	02:05 PM	_____
Finals	42 Boys 12 & Over 50 Butterfly	39	4	02:11 PM	_____
Finals	43 Girls 12 & Over 100 Backstroke	27	3	02:16 PM	_____
Finals	44 Boys 12 & Over 100 Backstroke	28	3	02:23 PM	_____
Finals	45 Girls 11 & Over 200 Breaststroke	18	2	02:30 PM	_____
Finals	46 Boys 11 & Over 200 Breaststroke	10	1	02:38 PM	_____
Finals	47 Girls 11 & Over 400 IM	1	1	02:42 PM	_____
Finals	48 Boys 11 & Over 400 IM	8	1	02:48 PM	_____
Finals	49 Girls 12 & Over 200 Freestyle	28	3	02:56 PM	_____
Finals	50 Boys 12 & Over 200 Freestyle	29	3	03:06 PM	_____
	Swimmers Counts for Warm-ups: 219	=====	=====		
	Entry / Heat Totals:	788	91		
	Finish Time			03:15 PM	_____



LUCENT GLOBE



Save 10%

Use code: SWIM

Lucent Globe HSC Dual Session Meet 2024 - 13/01/2024

Meet Program - Lucent Globe HSC Transition Session

Event 21 Girls 12 & Over 100 LC Meter Freestyle

Lane	Name	Age	Team	Seed Time
------	------	-----	------	-----------

Heat 1 of 6 Finals

0	Christie, Jasmin	12	Helensvale	1:04.41
1	Hammond, Isabella	14	Helensvale	1:02.73
2	Guthrie, Taylah	16	St Hildas	1:02.60
3	Anderson, Allegra	14	Helensvale	1:02.49
4	White, Niquola	19	Emmanuel	59.34
5	Hibberd, Kyama	14	Helensvale	1:02.13
6	Mercer, Sienna	13	Sharks Aquatics	1:02.54
7	Groves, Summer	13	Ipswich Grammar	1:02.66
8	Pearson, Josie	14	Emmanuel	1:04.36
9	Joffe, Isabel	13	Ipswich Grammar	1:04.60

Heat 2 of 6 Finals

0	English, Sydney	15	Sharks Aquatics	1:06.89
1	Christie, Taylor	14	Helensvale	1:06.80
2	Coates, Indiana	12	Trinity	1:05.92
3	Teng, Alisha	16	Belgravia GC	1:05.34
4	Andersen, Brooke	13	Tsv Aqua Jets	1:04.85
5	Dare, Lulu	15	Helensvale	1:05.10
6	Bowden, Zali	15	Emmanuel	1:05.38
7	Sternberg, Riley	15	Belgravia GC	1:06.61
8	Bos, Georgia	13	Tss Aquatic	1:06.81
9	Pocock, Finn	14	St Hildas	1:06.93

Heat 3 of 6 Finals

0	Humphrey, Amaris	12	Belgravia GC	1:10.70
1	Fraser (V), Olivia	12	CARL	1:09.62
2	Bell, Kiera	14	Helensvale	1:08.73
3	Christensen, Chevey	12	Helensvale	1:08.37
4	Layton, Lily	13	Belgravia GC	1:07.30
5	Murphy, Chloe	13	Emmanuel	1:08.12
6	Xu, Tian	13	Emmanuel	1:08.67
7	Haase, Leni	13	Msa	1:09.34
8	Hinze, Sybella	13	Helensvale	1:09.81
9	McTomlinson, Frankie	12	Belgravia GC	1:11.64

Heat 4 of 6 Finals

0	Willis (V), Maddison	12	NOVO	1:17.02
1	Ferguson, Charlotte	12	Trinity	1:16.51
2	Cook (V), Elena	13	KNGC	1:16.32
3	Skorupski (V), Kiara	13	KNGC	1:13.88
4	Hannan, Amy	12	Emmanuel	1:12.91
5	Ramirez, Samara	14	Tss Aquatic	1:13.08
6	Lavaring, Makenzie	12	Belgravia GC	1:14.55
7	English, Charlotte	13	Sharks Aquatics	1:16.40
8	Morton, Isabella	15	Sharks Aquatics	1:16.52
9	Sembapperuma, Keshee	13	Helensvale	1:20.43

Heat 5 of 6 Finals

0	Maker, Emily	12	Helensvale	1:27.32
1	Biddle, Danika	12	Helensvale	1:26.22
2	Delannoy, Zoe	12	Emmanuel	1:24.50
3	McKelson, Christal	12	Surfers Paradise	1:22.15
4	Mannion, Lucy	12	Lawrence	1:20.45
5	Hayes, Caitlyn	14	Helensvale	1:20.81
6	Haynes, Amity	12	Woogaroo	1:22.81
7	Richardson, Poppy	12	Miami	1:25.46
8	McCafferty, Kiera	14	Superfish	1:27.31
9	Mitchell, Sienna	12	Helensvale	1:27.51

Heat 6 of 6 Finals

1	Drage, Oceane	12	Helensvale	NT
2	Chong, Amali	12	Superfish	1:37.44
3	Schatz, Layla	12	Trinity	1:31.68
4	Robinson, Paige	12	Somerset GC	1:28.48
5	Chong Nee, Naomi	13	Helensvale	1:29.01
6	Haynes, Kaityn	14	Woogaroo	1:34.18
7	Vale, Matilda	12	Kennedy Pacific	1:39.64

Event 22 Boys 12 & Over 100 LC Meter Freestyle

Lane	Name	Age	Team	Seed Time
------	------	-----	------	-----------

Heat 1 of 5 Finals

0	Doherty, Hayden	14	St Hildas	58.47
1	Xue, Harry	16	RACKL	57.80
2	Czegledi, Daniel	15	Southport	56.86
3	Trease (V), Lachlan	16	ALST	56.51
4	Quick, Ethan	17	Emmanuel	55.74
5	Holmes, Chase	16	Helensvale	55.81
6	Massaro Vilela, Davi	16	Belgravia GC	56.61
7	Hensley (V), Will	14	ALST	57.12
8	Connors, Jack	15	Emmanuel	57.94
9	Taylor, River	18	Warwick	58.55

Heat 2 of 5 Finals

0	Cameron, John	14	Emmanuel	1:05.69
1	King (V), Lawson	13	ALST	1:04.15
2	Nielsen, Felix	13	Genesis	1:02.78
3	Goode, Cayden	13	Miami	1:01.09
4	Collins, Jay D	14	St Hildas	59.20
5	Mcminn, Riley	15	Helensvale	59.28
6	Duggan, Alexander	16	Emmanuel	1:01.20
7	Hill, James	13	St Hildas	1:04.04
8	Porter (V), Tyler	16	TWIN	1:04.26
9	Plathe, Christian	14	Helensvale	1:06.55

Heat 3 of 5 Finals

0	Delannoy, Arthur	12	Emmanuel	1:10.86
1	Cook, Xavier	13	Sharks Aquatics	1:09.86
2	Kim, Liam	12	Ipswich Grammar	1:09.12
3	Churchill, Charlie	13	Belgravia GC	1:07.38
4	Stevenson (V), Finlay	15	ALST	1:06.63
5	Cook, Lachlan	13	Helensvale	1:06.95
6	Thomas, Khai	12	Somerset GC	1:07.74
7	Eke, Lennox	12	Lawrence	1:09.12
8	Howes, Christiaan	15	Helensvale	1:10.09
9	Amis, Grant	12	Tss Aquatic	1:11.70

Lucent Globe HSC Dual Session Meet 2024 - 13/01/2024

Meet Program - Lucent Globe HSC Transition Session

Heat 4 Finals (#22 Boys 12 & Over 100 LC Meter Freestyle)

0	Glasgow, Kai	12	Tss Aquatic	1:16.39	___
1	Giridharan (V), Rio	12	KNGC	1:14.59	___
2	Longhurst, Bennett	12	AB Pat College	1:14.07	___
3	Merriman, Matthew	14	Tss Aquatic	1:13.12	___
4	Merchant (V), Kessler	12	TWIN	1:12.08	___
5	Campbell, Dylan	14	Somerset GC	1:12.74	___
6	Middleton, Zayne	14	Belgravia GC	1:14.07	___
7	Wyrzynski, Xavier	12	Trinity	1:14.57	___
8	Davenport, William	12	Pimpama	1:15.51	___
9	Hepburn, Jarryd	12	Tss Aquatic	1:16.83	___

Heat 5 of 5 Finals

2	McInnes, Isaac	13	Helensvale	NT	___
3	Ashton, Jordan	12	Pimpama	1:26.11	___
4	Hill, Bennett	12	Tss Aquatic	1:17.07	___
5	Surch, Damien	13	Superfish	1:18.16	___
6	Karger, Xavier	12	Tss Aquatic	1:28.16	___

Event 23 Girls 12 & Over 50 LC Meter Backstroke

Lane	Name	Age	Team	Seed Time
------	------	-----	------	-----------

Heat 1 of 4 Finals

0	Coates, Indiana	12	Trinity	36.85	___
1	Volz, Evelina	12	Helensvale	35.68	___
2	Hokibara, Keito	14	Somerset GC	34.29	___
3	Cooper, Anastasia	15	Emmanuel	32.73	___
4	Hinze, Charlotte	17	Helensvale	29.61	___
5	Carson, Mia	14	Southport	32.27	___
6	Dare, Lulu	15	Helensvale	33.57	___
7	Joffe, Isabel	13	Ipswich Grammar	34.68	___
8	Fraser, Kayla	14	Ipswich Grammar	36.06	___
9	Fraser (V), Olivia	12	CARL	37.38	___

Heat 2 of 4 Finals

0	Boswell, Emerson	13	Miami	41.24	___
1	Cimini, Chiara	15	Somerset GC	39.24	___
2	Haase, Leni	13	Msa	38.83	___
3	Ramirez, Samara	14	Tss Aquatic	37.96	___
4	Sternberg, Riley	15	Belgravia GC	37.45	___
5	Morton, Isabella	15	Sharks Aquatics	37.81	___
6	Morgan, Kiara	12	Lawrence	38.32	___
7	Davis (V), Zoe	12	Nuswim	39.03	___
8	Maker, Emily	12	Helensvale	40.58	___
9	Hayes, Caitlyn	14	Helensvale	41.74	___

Heat 3 of 4 Finals

0	Moscoso, Emiliana	14	Centenary Dolph	45.34	___
1	Mannion, Sienna	12	Lawrence	43.64	___
2	Skorupski (V), Kiara	13	KNGC	42.99	___
3	McTomlinson, Frankie	12	Belgravia GC	42.04	___
4	Furness, Leila	15	Element	41.85	___
5	Warren, Xienna	12	Lawrence	41.96	___
6	McKelson, Christal	12	Surfers Paradise	42.86	___
7	Brady, Samantha	12	Lawrence	43.35	___
8	Willis (V), Maddison	12	NOVO	44.01	___
9	Delannoy, Zoe	12	Emmanuel	46.01	___

Heat 4 of 4 Finals

0	Paterson, Caylah	12	Belgravia GC	NT	___
1	Chong, Amali	12	Superfish	52.97	___
2	Schatz, Layla	12	Trinity	48.24	___
3	Chong Nee, Naomi	13	Helensvale	47.14	___
4	Robinson, Paige	12	Somerset GC	46.20	___
5	Mannion, Lucy	12	Lawrence	46.53	___
6	Biddle, Danika	12	Helensvale	47.72	___
7	Tomizawa, Anna	12	Superfish	49.26	___
8	Balla Zsolnai, Tiara	12	Helensvale	NT	___
9	Paterson, Aimee	12	Belgravia GC	NT	___

Event 24 Boys 12 & Over 50 LC Meter Backstroke

Lane	Name	Age	Team	Seed Time
------	------	-----	------	-----------

Heat 1 of 4 Finals

0	Pace, Caelan	14	St Hildas	34.46	___
1	Taylor, River	18	Warwick	32.58	___
2	Conomos (V), Harry	15	BAQU	30.93	___
3	Winney (V), Hayden	18	ALST	30.79	___
4	Quick, Ethan	17	Emmanuel	28.96	___
5	Holmes, Chase	16	Helensvale	29.47	___
6	Mcminn, Riley	15	Helensvale	30.91	___
7	Nielsen, Ralph	14	Genesis	31.83	___
8	Cummins, Isaac	15	Helensvale	34.43	___
9	King (V), Lawson	13	ALST	34.47	___

Heat 2 of 4 Finals

0	Flancia, Elias	14	Pimpama	37.35	___
1	Gray, Hunter	13	Helensvale	37.33	___
2	Eke, Lennox	12	Lawrence	36.80	___
3	Plathe, Christian	14	Helensvale	35.85	___
4	Cook, Lachlan	13	Helensvale	35.29	___
5	Cameron, Lachlan	12	Ipswich Grammar	35.85	___
6	White, Bailey	13	Helensvale	36.01	___
7	Howes, Christiaan	15	Helensvale	36.90	___
8	Brown, Fletcher	12	Emmanuel	37.35	___
9	Brown, Harrison	15	Emmanuel	37.70	___

Heat 3 of 4 Finals

0	Rameau, Nate	12	St Hildas	41.58	___
1	Amis, Grant	12	Tss Aquatic	40.72	___
2	Merriman, Matthew	14	Tss Aquatic	40.32	___
3	Short, Ned	16	Helensvale	39.64	___
4	Erwin, Hamish	16	Helensvale	37.70	___
5	Reynolds, Ryan	14	Woogaroo	38.26	___
6	Campbell, Dylan	14	Somerset GC	40.20	___
7	Cook, Xavier	13	Sharks Aquatics	40.49	___
8	Giridharan (V), Rio	12	KNGC	41.06	___
9	Middleton, Zayne	14	Belgravia GC	43.17	___

Heat 4 of 4 Finals

2	Middleton, Noah	12	Belgravia GC	50.94	___
3	Gantley Inglis, Drew	12	Helensvale	44.07	___
4	Surch, Damien	13	Superfish	43.27	___
5	Hepburn, Jarryd	12	Tss Aquatic	43.43	___
6	Evans, Landon	13	Superfish	45.98	___

Lucent Globe HSC Dual Session Meet 2024 - 13/01/2024

Meet Program - Lucent Globe HSC Transition Session

Event 25 Girls 11 & Over 200 LC Meter Butterfly

Lane	Name	Age	Team	Seed Time
------	------	-----	------	-----------

Heat 1 of 2 Finals

1	Baxter, Kaitlyn	15	Somerset GC	NT
2	Switala, Indie	12	Pimpama	3:22.80
3	Crisp, Leilani	13	Moreton Bay	2:49.25
4	Hammond, Isabella	14	Helensvale	2:39.85
5	Swindale, Zoe	13	RACKL	2:40.77
6	Atkinson, Montana	15	Helensvale	2:54.21
7	Morriss, Atlantis	11	Sharks Aquatics	3:30.60
8	Marshall, Ella	11	Kennedy Pacific	NT

Heat 2 of 2 Finals

3	Christensen, Chevay	12	Helensvale	NT
4	Tassell, Holly	11	Helensvale	NT
5	Pickwick, Katelyn	12	Woogaroo	NT

Event 26 Boys 11 & Over 200 LC Meter Butterfly

Lane	Name	Age	Team	Seed Time
------	------	-----	------	-----------

Heat 1 of 1 Finals

3	le Garde, Typhoon	15	Beaudesert	3:21.56
4	Morgan, David	30	Trinity	1:55.40
5	Hallal, Tyler	13	Tss Aquatic	2:44.84
6	Cheal, Cillian	15	Helensvale	NT

Event 27 Girls 12 & Over 100 LC Meter Breaststroke

Lane	Name	Age	Team	Seed Time
------	------	-----	------	-----------

Heat 1 of 3 Finals

0	Murphy, Chloe	13	Emmanuel	1:32.13
1	Platon, Justine	15	Helensvale	1:29.66
2	White, Niquola	19	Emmanuel	1:26.55
3	Ferguson, Madeleine	12	Trinity	1:25.76
4	Pearson, Josie	14	Emmanuel	1:20.95
5	Cimini, Chiara	15	Somerset GC	1:24.56
6	Xu, Tian	13	Emmanuel	1:25.93
7	Bell, Kiera	14	Helensvale	1:27.86
8	Radwan-Batista, Shunielle	13	Belgravia GC	1:31.36
9	Jones, Kirralee	12	Miami	1:32.91

Heat 2 of 3 Finals

0	Biddle, Danika	12	Helensvale	1:50.41
1	Robinson, Paige	12	Somerset GC	1:46.48
2	Mannion, Sienna	12	Lawrence	1:40.26
3	Davis (V), Zoe	12	Nuswim	1:38.28
4	English, Charlotte	13	Sharks Aquatics	1:37.50
5	Warren, Xenna	12	Lawrence	1:38.02
6	Volz, Evelina	12	Helensvale	1:40.04
7	Willis (V), Maddison	12	NOVO	1:45.79
8	Maker, Emily	12	Helensvale	1:48.47

Heat 3 of 3 Finals

3	Drage, Oceane	12	Helensvale	NT
4	Mannion, Lucy	12	Lawrence	1:56.76
5	Vale, Matilda	12	Kennedy Pacific	1:59.49

Event 28 Boys 12 & Over 100 LC Meter Breaststroke

Lane	Name	Age	Team	Seed Time
------	------	-----	------	-----------

Heat 1 of 3 Finals

0	Stevenson (V), Finlay	15	ALST	1:26.16
1	Quick, Ethan	17	Emmanuel	1:22.09
2	Porter (V), Tyler	16	TWIN	1:20.96
3	Connors, Jack	15	Emmanuel	1:20.70
4	Savage, Chris	36	Ipswich Grammar	1:12.81
5	Czegledi, Daniel	15	Southport	1:13.00
6	Baxter, Danny	13	Somerset GC	1:20.84
7	Tetonga, Bailey	14	Helensvale	1:21.07
8	Longhurst, Jonas	16	AB Pat College	1:23.69
9	Potts, Lachlan	14	Helensvale	1:29.55

Heat 2 of 3 Finals

0	Surch, Damien	13	Superfish	1:46.48
1	Wyrzynski, Xavier	12	Trinity	1:42.26
2	Hepburn, Jarryd	12	Tss Aquatic	1:37.57
3	Merchant (V), Kessler	12	TWIN	1:35.28
4	Duggan, Joey	13	Emmanuel	1:29.89
5	Merriman, Matthew	14	Tss Aquatic	1:32.41
6	Davenport, William	12	Pimpama	1:35.63
7	Duggan, Alexander	16	Emmanuel	1:39.10
8	Longhurst, Bennett	12	AB Pat College	1:42.35

Heat 3 of 3 Finals

3	McInnes, Isaac	13	Helensvale	NT
4	Glasgow, Kai	12	Tss Aquatic	1:46.59
5	Middleton, Noah	12	Belgravia GC	1:54.58

Event 29 Girls 12 & Over 50 LC Meter Freestyle

Lane	Name	Age	Team	Seed Time
------	------	-----	------	-----------

Heat 1 of 6 Finals

0	Teng, Alisha	16	Belgravia GC	29.92
1	Andersen, Brooke	13	Tsv Aqua Jets	29.63
2	Guthrie, Taylah	16	St Hildas	29.33
3	Hammond, Isabella	14	Helensvale	28.87
4	Groves, Summer	13	Ipswich Grammar	28.64
5	Joffe, Isabel	13	Ipswich Grammar	28.73
6	Hibberd, Kyama	14	Helensvale	29.05
7	Christie, Jasmin	12	Helensvale	29.59
8	Cimini, Chiara	15	Somerset GC	29.85
9	Coates, Indiana	12	Trinity	29.96

Heat 2 of 6 Finals

0	Morton, Isabella	15	Sharks Aquatics	31.85
1	Humphrey, Amaris	12	Belgravia GC	31.21
2	English, Sydney	15	Sharks Aquatics	30.72
3	Christie, Taylor	14	Helensvale	30.45
4	Sternberg, Riley	15	Belgravia GC	30.34
5	Hokibara, Keito	14	Somerset GC	30.41
6	Layton, Lily	13	Belgravia GC	30.55
7	Bos, Georgia	13	Tss Aquatic	31.12
8	Skorupski (V), Kiara	13	KNGC	31.64
9	Christensen, Chevay	12	Helensvale	31.90

Lucent Globe HSC Dual Session Meet 2024 - 13/01/2024

Meet Program - Lucent Globe HSC Transition Session

Heat 3 Finals (#29 Girls 12 & Over 50 LC Meter Freestyle)

0	Davis (V), Zoe	12	Nuswim	34.12	___
1	McTomlinson, Frankie	12	Belgravia GC	33.14	___
2	Radwan-Batista, Shunielle	13	Belgravia GC	32.91	___
3	Lavaring, Makenzie	12	Belgravia GC	32.48	___
4	Haase, Leni	13	Msa	31.92	___
5	Cummins, Caitlyn	14	Helensvale	32.15	___
6	Furness, Leila	15	Element	32.56	___
7	Ferguson, Madeleine	12	Trinity	33.05	___
8	Richardson, Poppy	12	Miami	33.74	___
9	Boswell, Emerson	13	Miami	34.17	___

Heat 4 of 6 Finals

0	Brady, Samantha	12	Lawrence	36.49	___
1	McKelson, Christal	12	Surfers Paradise	36.10	___
2	Mannion, Sienna	12	Lawrence	35.12	___
3	Warren, Xenna	12	Lawrence	34.68	___
4	Parkinson, Isabella	14	Belgravia GC	34.40	___
5	English, Charlotte	13	Sharks Aquatics	34.47	___
6	Cook (V), Elena	13	KNGC	35.06	___
7	Willis (V), Maddison	12	NOVO	35.33	___
8	Morgan, Kiara	12	Lawrence	36.42	___
9	Sembapperuma, Keshee	13	Helensvale	36.51	___

Heat 5 of 6 Finals

0	Vale, Matilda	12	Kennedy Pacific	42.36	___
1	Moscoso, Emiliana	14	Centenary Dolph	41.33	___
2	McCafferty, Kiera	14	Superfish	38.50	___
3	Biddle, Danika	12	Helensvale	37.65	___
4	Mannion, Lucy	12	Lawrence	37.17	___
5	Robinson, Paige	12	Somerset GC	37.39	___
6	Maker, Emily	12	Helensvale	37.95	___
7	Schatz, Layla	12	Trinity	40.74	___
8	Tomizawa, Anna	12	Superfish	41.36	___
9	Drage, Oceane	12	Helensvale	NT	___

Heat 6 of 6 Finals

3	Paterson, Caylah	12	Belgravia GC	NT	___
4	Paterson, Aimee	12	Belgravia GC	NT	___
5	Balla Zsolnai, Tiara	12	Helensvale	NT	___

Event 30 Boys 12 & Over 50 LC Meter Freestyle

Lane	Name	Age	Team	Seed Time
------	------	-----	------	-----------

Heat 1 of 5 Finals

0	Massaro Vilela, Davi	16	Belgravia GC	26.87	___
1	Conomos (V), Harry	15	BAQU	26.84	___
2	Mcminn, Riley	15	Helensvale	26.46	___
3	Holmes, Chase	16	Helensvale	25.92	___
4	Quick, Ethan	17	Emmanuel	24.99	___
5	Trease (V), Lachlan	16	ALST	25.29	___
6	Hensley (V), Will	14	ALST	26.33	___
7	Taylor, River	18	Warwick	26.55	___
8	Cummins, Isaac	15	Helensvale	26.86	___
9	Collins, Jay D	14	St Hildas	26.88	___

Heat 2 of 5 Finals

0	Porter (V), Tyler	16	TWIN	28.64	___
1	Cameron, Lachlan	12	Ipswich Grammar	28.38	___
2	Cloke, Harry	13	Tss Aquatic	28.15	___
3	Doherty, Hayden	14	St Hildas	27.64	___
4	Eastwood, Drew	14	Brisbane Jets	27.10	___
5	Nielsen, Ralph	14	Genesis	27.33	___
6	Erwin, Hamish	16	Helensvale	28.13	___
7	King (V), Lawson	13	ALST	28.36	___
8	Nielsen, Felix	13	Genesis	28.52	___
9	Cameron, John	14	Emmanuel	29.55	___

Heat 3 of 5 Finals

0	Merriman, Matthew	14	Tss Aquatic	31.89	___
1	Cook, Lachlan	13	Helensvale	30.83	___
2	Churchill, Charlie	13	Belgravia GC	30.32	___
3	Flancia, Elias	14	Pimpama	30.20	___
4	Plathe, Christian	14	Helensvale	29.61	___
5	Brown, Harrison	15	Emmanuel	29.68	___
6	Stevenson (V), Finlay	15	ALST	30.21	___
7	Eke, Lennox	12	Lawrence	30.70	___
8	Howes, Christiaan	15	Helensvale	31.28	___
9	Brown, Fletcher	12	Emmanuel	32.35	___

Heat 4 of 5 Finals

0	Hepburn, Jarryd	12	Tss Aquatic	34.74	___
1	Wyrzynski, Xavier	12	Trinity	33.82	___
2	Campbell, Dylan	14	Somerset GC	32.97	___
3	Cook, Xavier	13	Sharks Aquatics	32.60	___
4	Amis, Grant	12	Tss Aquatic	32.42	___
5	Thomas, Khai	12	Somerset GC	32.45	___
6	Rameau, Nate	12	St Hildas	32.84	___
7	Middleton, Zayne	14	Belgravia GC	33.31	___
8	Short, Ned	16	Helensvale	34.30	___
9	Giridharan (V), Rio	12	KNGC	34.93	___

Heat 5 of 5 Finals

2	McInnes, Isaac	13	Helensvale	NT	___
3	Evans, Landon	13	Superfish	38.72	___
4	Surch, Damien	13	Superfish	34.93	___
5	Gantley Inglis, Drew	12	Helensvale	37.42	___
6	Middleton, Noah	12	Belgravia GC	43.55	___

Event 31 Girls 11 & Over 200 LC Meter Backstroke

Lane	Name	Age	Team	Seed Time
------	------	-----	------	-----------

Heat 1 of 2 Finals

0	Ramirez, Samara	14	Tss Aquatic	2:59.75	___
1	Haase, Leni	13	Msa	2:50.28	___
2	Fraser, Kayla	14	Ipswich Grammar	2:47.77	___
3	Carson, Mia	14	Southport	2:31.92	___
4	Hinze, Charlotte	17	Helensvale	2:16.42	___
5	Cooper, Anastasia	15	Emmanuel	2:29.40	___
6	Bell, Kiera	14	Helensvale	2:42.49	___
7	Hinze, Sybella	13	Helensvale	2:47.99	___
8	Fraser (V), Olivia	12	CARL	2:54.00	___
9	Morris, Kaitlyn	11	Emmanuel	3:00.11	___

Lucent Globe HSC Dual Session Meet 2024 - 13/01/2024

Meet Program - Lucent Globe HSC Transition Session

Heat 2 Finals (#31 Girls 11 & Over 200 LC Meter Backstroke)

1	Chappell, Mia	11	Sharks Aquatics	NT	___
2	Mitchell, Sienna	12	Helensvale	3:49.11	___
3	Nell, Mia Lily	11	Sharks Aquatics	3:18.69	___
4	Haynes, Amity	12	Woogaroo	3:07.28	___
5	McKelson, Christal	12	Surfers Paradise	3:12.16	___
6	Thomas, Avalon	11	Somerset GC	3:19.23	___
7	Zhang, Katelyn	11	Helensvale	NT	___
8	Middleton, Georgia	13	Pimpama	NT	___

Event 32 Boys 11 & Over 200 LC Meter Backstroke

Lane	Name	Age	Team	Seed Time	
------	------	-----	------	-----------	--

Heat 1 of 2 Finals

0	Cameron, John	14	Emmanuel	2:47.76	___
1	Kim, Liam	12	Ipswich Grammar	2:41.62	___
2	Potts, Lachlan	14	Helensvale	2:40.67	___
3	Gray, Hunter	13	Helensvale	2:38.40	___
4	Easton, Bryce	14	Virginia	2:27.63	___
5	Hill, James	13	St Hildas	2:30.68	___
6	Baxter, Danny	13	Somerset GC	2:39.99	___
7	Falicz, Ashton	13	Helensvale	2:40.80	___
8	White, Bailey	13	Helensvale	2:47.55	___
9	Pace, Caelan	14	St Hildas	2:49.19	___

Heat 2 of 2 Finals

1	Jarvis, Braxton	11	Brisbane Jets	NT	___
2	Karger, Xavier	12	Tss Aquatic	3:15.92	___
3	Hill, Bennett	12	Tss Aquatic	3:10.68	___
4	Haywood, Isaac	11	Brisbane Jets	3:00.65	___
5	Simmonds, Harry	11	Pimpama	3:05.61	___
6	le Garde, Typhoon	15	Beaudesert	3:13.33	___
7	Manning, Talus	12	Somerset GC	NT	___

Event 33 Girls 12 & Over 100 LC Meter Butterfly

Lane	Name	Age	Team	Seed Time	
------	------	-----	------	-----------	--

Heat 1 of 2 Finals

0	Pocock, Finn	14	St Hildas	1:21.40	___
1	Platon, Justine	15	Helensvale	1:16.09	___
2	White, Niquola	19	Emmanuel	1:14.08	___
3	Teng, Alisha	16	Belgravia GC	1:11.18	___
4	Hinze, Charlotte	17	Helensvale	1:05.12	___
5	Anderson, Allegra	14	Helensvale	1:09.26	___
6	Pearson, Josie	14	Emmanuel	1:11.54	___
7	Mercer, Sienna	13	Sharks Aquatics	1:14.77	___
8	Hinze, Sybella	13	Helensvale	1:20.71	___
9	Volz, Evelina	12	Helensvale	1:22.43	___

Heat 2 of 2 Finals

1	Schatz, Layla	12	Trinity	NT	___
2	Hibberd, Kyama	14	Helensvale	NT	___
3	Ferguson, Charlotte	12	Trinity	1:31.60	___
4	Sternberg, Elliott	17	Belgravia GC	1:22.72	___
5	Hannan, Amy	12	Emmanuel	1:23.28	___
6	Christie, Jasmin	12	Helensvale	1:31.87	___
7	Bos, Georgia	13	Tss Aquatic	NT	___

Event 34 Boys 12 & Over 100 LC Meter Butterfly

Lane	Name	Age	Team	Seed Time	
------	------	-----	------	-----------	--

Heat 1 of 2 Finals

0	Thompson (V), Kye	16	KNGC	1:12.50	___
1	Quick, Ethan	17	Emmanuel	1:09.71	___
2	Connors, Jack	15	Emmanuel	1:07.20	___
3	Hallal, Tyler	13	Tss Aquatic	1:06.58	___
4	Mcminn, Riley	15	Helensvale	1:05.74	___
5	Winney (V), Hayden	18	ALST	1:06.58	___
6	Duggan, Alexander	16	Emmanuel	1:06.63	___
7	Eastwood, Drew	14	Brisbane Jets	1:09.01	___
8	Porter (V), Tyler	16	TWIN	1:10.95	___
9	Duggan, Joey	13	Emmanuel	1:16.19	___

Heat 2 of 2 Finals

3	Merchant (V), Kessler	12	TWIN	NT	___
4	Amis, Grant	12	Tss Aquatic	1:20.26	___
5	Plathe, Christian	14	Helensvale	1:21.91	___

Event 35 Girls 11 & Over 400 LC Meter Freestyle

Lane	Name	Age	Team	Seed Time	
------	------	-----	------	-----------	--

Heat 1 of 2 Finals

0	Churchill, Addison	11	Belgravia GC	5:30.32	___
1	Haase, Leni	13	Msa	5:06.75	___
2	Crisp, Leilani	13	Moreton Bay	4:59.48	___
3	Atkinson, Montana	15	Helensvale	4:53.29	___
4	Dare, Lulu	15	Helensvale	4:44.43	___
5	Anderson, Allegra	14	Helensvale	4:45.63	___
6	Windle, Sophie	14	Miami	4:57.13	___
7	Christie, Taylor	14	Helensvale	5:00.77	___
8	Mair, Alexandra	11	AB Pat College	5:21.28	___
9	Smith, Kayleigh	11	Helensvale	5:45.55	___

Heat 2 of 2 Finals

1	Kirk, Lulu	11	Sharks Aquatics	NT	___
2	Goode, Tanyka	11	Miami	NT	___
3	Chappell, Mia	11	Sharks Aquatics	NT	___
4	Parkinson, Isabella	14	Belgravia GC	5:59.05	___
5	Wang, Lillian	11	Southport	NT	___
6	Thomas, Avalon	11	Somerset GC	NT	___
7	Marshall, Ella	11	Kennedy Pacific	NT	___

Event 36 Boys 11 & Over 400 LC Meter Freestyle

Lane	Name	Age	Team	Seed Time	
------	------	-----	------	-----------	--

Heat 1 of 3 Finals

0	Churchill, Charlie	13	Belgravia GC	5:04.22	___
1	Howes, Christiaan	15	Helensvale	5:03.55	___
2	Collins, Jay D	14	St Hildas	4:49.22	___
3	Erwin, Hamish	16	Helensvale	4:33.24	___
4	Lees, Kieran	17	Uni Queensland	4:13.02	___
5	Sullivan, Bailey	15	Miami	4:26.27	___
6	Goode, Cayden	13	Miami	4:46.25	___
7	Haywood, Ethan	13	Brisbane Jets	4:49.89	___
8	Thomas, Khai	12	Somerset GC	5:03.81	___
9	Gray, Hunter	13	Helensvale	5:05.52	___

Lucent Globe HSC Dual Session Meet 2024 - 13/01/2024

Meet Program - Lucent Globe HSC Transition Session

Heat 2 Finals (#36 Boys 11 & Over 400 LC Meter Freestyle)

0	le Garde, Typhoon	15	Beaudesert	5:55.84	___
1	Kim, Liam	12	Ipswich Grammar	5:43.65	___
2	Burrows, Toby	11	Surfers Paradise	5:37.44	___
3	Hill, Bennett	12	Tss Aquatic	5:30.52	___
4	Falicz, Ashton	13	Helensvale	5:07.13	___
5	Zhang, Toby	13	AB Pat College	5:13.04	___
6	Davenport, William	12	Pimpama	5:33.81	___
7	Ozoux, Hayden	13	Sharks Aquatics	5:40.38	___
8	Rattenbury, Jack	11	Nudgee College	5:53.09	___
9	Manning, Talus	12	Somerset GC	5:56.11	___

Heat 3 of 3 Finals

2	Bhamidipaty, Rohan	11	Tss Aquatic	NT	___
3	Anderson, Knox	11	Somerset GC	NT	___
4	Bowden, William	20	Emmanuel	NT	___
5	Cameron, Lachlan	12	Ipswich Grammar	NT	___
6	Tight, Jake	13	Ipswich Grammar	NT	___

Event 37 Girls 12 & Over 50 LC Meter Breaststroke

Lane	Name	Age	Team	Seed Time
------	------	-----	------	-----------

Heat 1 of 4 Finals

0	Maker, Emily	12	Helensvale	43.77	___
1	Radwan-Batista, Shunielle	13	Belgravia GC	40.63	___
2	Platon, Justine	15	Helensvale	39.82	___
3	Kerle, Alexis	17	Ipswich Grammar	38.23	___
4	Andersen, Brooke	13	Tsv Aqua Jets	37.29	___
5	Cimini, Chiara	15	Somerset GC	37.76	___
6	Ferguson, Madeleine	12	Trinity	38.58	___
7	English, Sydney	15	Sharks Aquatics	40.35	___
8	Cummins, Caitlyn	14	Helensvale	40.88	___
9	English, Charlotte	13	Sharks Aquatics	44.01	___

Heat 2 of 4 Finals

0	Willis (V), Maddison	12	NOVO	48.48	___
1	Furness, Leila	15	Element	47.42	___
2	Ramirez, Samara	14	Tss Aquatic	46.28	___
3	Skorupski (V), Kiara	13	KNGC	45.54	___
4	Haddad, Rosie	14	Helensvale	44.34	___
5	Volz, Evelina	12	Helensvale	45.22	___
6	Mannion, Sienna	12	Lawrence	46.15	___
7	Davis (V), Zoe	12	Nuswim	46.38	___
8	Shipp, Lexie	12	Superfish	47.43	___
9	Morgan, Kiara	12	Lawrence	49.21	___

Heat 3 of 4 Finals

0	Tomizawa, Anna	12	Superfish	57.29	___
1	Sembapperuma, Keshee	13	Helensvale	54.24	___
2	Brady, Samantha	12	Lawrence	52.78	___
3	Mannion, Lucy	12	Lawrence	51.18	___
4	Boswell, Emerson	13	Miami	50.51	___
5	Robinson, Paige	12	Somerset GC	50.66	___
6	Biddle, Danika	12	Helensvale	51.74	___
7	Mitchell, Sienna	12	Helensvale	53.13	___
8	McCafferty, Kiera	14	Superfish	55.35	___
9	Chong, Amali	12	Superfish	57.59	___

Heat 4 of 4 Finals

2	Drage, Oceane	12	Helensvale	NT	___
3	Balla Zsolnai, Tiara	12	Helensvale	NT	___
4	Vale, Matilda	12	Kennedy Pacific	58.16	___
5	Paterson, Caylah	12	Belgravia GC	NT	___
6	Paterson, Aimee	12	Belgravia GC	NT	___

Event 38 Boys 12 & Over 50 LC Meter Breaststroke

Lane	Name	Age	Team	Seed Time
------	------	-----	------	-----------

Heat 1 of 4 Finals

0	Stevenson (V), Finlay	15	ALST	38.71	___
1	Cameron, Lachlan	12	Ipswich Grammar	35.99	___
2	Cummins, Isaac	15	Helensvale	34.43	___
3	Czegledi, Daniel	15	Southport	33.62	___
4	Thompson (V), Kye	16	KNGC	32.94	___
5	Savage, Chris	36	Ipswich Grammar	33.45	___
6	Conomos (V), Harry	15	BAQU	34.10	___
7	Morris, Cooper	15	Pimpama	35.79	___
8	Porter (V), Tyler	16	TWIN	36.86	___
9	Nielsen, Ralph	14	Genesis	39.31	___

Heat 2 of 4 Finals

0	Merriman, Matthew	14	Tss Aquatic	43.18	___
1	Erwin, Hamish	16	Helensvale	42.65	___
2	Brown, Harrison	15	Emmanuel	42.34	___
3	White, Bailey	13	Helensvale	41.64	___
4	Vickery, Diesel	12	Emmanuel	39.82	___
5	Eke, Lennox	12	Lawrence	41.58	___
6	Flancia, Elias	14	Pimpama	42.04	___
7	Reynolds, Ryan	14	Woogaroo	42.38	___
8	Nielsen, Felix	13	Genesis	42.93	___
9	Hepburn, Jarryd	12	Tss Aquatic	44.66	___

Heat 3 of 4 Finals

1	Middleton, Noah	12	Belgravia GC	53.30	___
2	Surch, Damien	13	Superfish	48.40	___
3	Wyrzynski, Xavier	12	Trinity	46.73	___
4	Brown, Fletcher	12	Emmanuel	44.94	___
5	Goode, Cayden	13	Miami	46.08	___
6	Evans, Landon	13	Superfish	47.69	___
7	Glasgow, Kai	12	Tss Aquatic	48.89	___
8	Rameau, Nate	12	St Hildas	53.47	___

Heat 4 of 4 Finals

3	Mclnnes, Isaac	13	Helensvale	NT	___
4	Ashton, Jordan	12	Pimpama	53.64	___
5	Gantley Inglis, Drew	12	Helensvale	55.69	___

Lucent Globe HSC Dual Session Meet 2024 - 13/01/2024

Meet Program - Lucent Globe HSC Transition Session

Event 39 Girls 12 & Over 200 LC Meter IM

Lane	Name	Age	Team	Seed Time	
Heat 1 of 3 Finals					
0	Fraser (V), Olivia	12	CARL	2:51.28	___
1	Jones, Kirralee	12	Miami	2:47.55	___
2	Bowden, Zali	15	Emmanuel	2:37.24	___
3	Mercer, Sienna	13	Sharks Aquatics	2:34.92	___
4	Hembling, Holly	16	Bond	2:31.11	___
5	Pearson, Josie	14	Emmanuel	2:34.81	___
6	Bell, Kiera	14	Helensvale	2:36.29	___
7	White, Niquola	19	Emmanuel	2:37.69	___
8	English, Sydney	15	Sharks Aquatics	2:49.23	___
9	Cooper, Anastasia	15	Emmanuel	2:52.11	___
Heat 2 of 3 Finals					
0	Cook (V), Elena	13	KNGC	3:22.29	___
1	Haynes, Amity	12	Woogaroo	3:18.05	___
2	Skorupski (V), Kiara	13	KNGC	3:13.68	___
3	Sternberg, Elliott	17	Belgravia GC	3:01.50	___
4	Xu, Tian	13	Emmanuel	2:56.64	___
5	Ferguson, Charlotte	12	Trinity	2:59.34	___
6	English, Charlotte	13	Sharks Aquatics	3:06.99	___
7	Warren, Xienna	12	Lawrence	3:14.22	___
8	Richardson, Poppy	12	Miami	3:20.99	___
9	Ferguson, Madeleine	12	Trinity	3:35.49	___
Heat 3 of 3 Finals					
2	Clayton, Emma	13	St Hildas	NT	___
3	Mannion, Sienna	12	Lawrence	NT	___
4	Sembapperuma, Keshee	13	Helensvale	3:43.64	___
5	Haynes, Kaityn	14	Woogaroo	4:05.01	___
6	Shipp, Lexie	12	Superfish	NT	___

Event 40 Boys 12 & Over 200 LC Meter IM

Lane	Name	Age	Team	Seed Time	
Heat 1 of 2 Finals					
0	Kim, Liam	12	Ipswich Grammar	2:56.68	___
1	Delannoy, Arthur	12	Emmanuel	2:42.66	___
2	Hill, James	13	St Hildas	2:36.53	___
3	Holmes, Chase	16	Helensvale	2:28.38	___
4	Connors, Jack	15	Emmanuel	2:24.70	___
5	Eastwood, Drew	14	Brisbane Jets	2:27.93	___
6	Duggan, Alexander	16	Emmanuel	2:30.24	___
7	Potts, Lachlan	14	Helensvale	2:40.86	___
8	Tetonga, Bailey	14	Helensvale	2:51.33	___
9	Duggan, Joey	13	Emmanuel	2:57.84	___
Heat 2 of 2 Finals					
1	Cloke, Harry	13	Tss Aquatic	NT	___
2	Surch, Damien	13	Superfish	NT	___
3	Hepburn, Jarryd	12	Tss Aquatic	3:14.96	___
4	le Garde, Typhoon	15	Beaudesert	3:08.01	___
5	Amis, Grant	12	Tss Aquatic	3:08.60	___
6	Thomas, Khai	12	Somerset GC	3:29.41	___
7	Ozoux, Hayden	13	Sharks Aquatics	NT	___
8	White, Bailey	13	Helensvale	NT	___

Event 41 Girls 12 & Over 50 LC Meter Butterfly

Lane	Name	Age	Team	Seed Time	
Heat 1 of 5 Finals					
0	Cimini, Chiara	15	Somerset GC	33.60	___
1	Christie, Jasmin	12	Helensvale	33.32	___
2	Platon, Justine	15	Helensvale	32.08	___
3	Joffe, Isabel	13	Ipswich Grammar	31.79	___
4	Teng, Alisha	16	Belgravia GC	30.74	___
5	Carson, Mia	14	Southport	31.55	___
6	Anderson, Allegra	14	Helensvale	31.79	___
7	Kerle, Alexis	17	Ipswich Grammar	32.36	___
8	Morton, Isabella	15	Sharks Aquatics	33.44	___
9	Hokibara, Keito	14	Somerset GC	33.89	___
Heat 2 of 5 Finals					
0	Lavaring, Makenzie	12	Belgravia GC	35.38	___
1	Humphrey, Amaris	12	Belgravia GC	35.37	___
2	Bos, Georgia	13	Tss Aquatic	35.18	___
3	English, Sydney	15	Sharks Aquatics	34.74	___
4	Andersen, Brooke	13	Tsv Aqua Jets	34.06	___
5	Hammond, Isabella	14	Helensvale	34.33	___
6	Haddad, Rosie	14	Helensvale	34.97	___
7	Fraser, Kayla	14	Ipswich Grammar	35.36	___
8	Christensen, Chevey	12	Helensvale	35.37	___
9	Radwan-Batista, Shunielle	13	Belgravia GC	36.44	___
Heat 3 of 5 Finals					
0	Parkinson, Isabella	14	Belgravia GC	38.12	___
1	McTomlinson, Frankie	12	Belgravia GC	37.91	___
2	Layton, Lily	13	Belgravia GC	37.71	___
3	Cummins, Caitlyn	14	Helensvale	36.75	___
4	Skorupski (V), Kiara	13	KNGC	36.47	___
5	Volz, Evelina	12	Helensvale	36.56	___
6	Ramirez, Samara	14	Tss Aquatic	36.93	___
7	Christie, Taylor	14	Helensvale	37.85	___
8	Fraser (V), Olivia	12	CARL	38.08	___
9	Morgan, Kiara	12	Lawrence	38.75	___
Heat 4 of 5 Finals					
0	Sembapperuma, Keshee	13	Helensvale	45.60	___
1	Schatz, Layla	12	Trinity	43.77	___
2	Brady, Samantha	12	Lawrence	42.23	___
3	McKelson, Christal	12	Surfers Paradise	42.08	___
4	Furness, Leila	15	Element	39.40	___
5	Willis (V), Maddison	12	NOVO	40.54	___
6	Cook (V), Elena	13	KNGC	42.17	___
7	Shipp, Lexie	12	Superfish	42.31	___
8	Mannion, Sienna	12	Lawrence	44.86	___
9	Boswell, Emerson	13	Miami	45.76	___

Lucent Globe HSC Dual Session Meet 2024 - 13/01/2024

Meet Program - Lucent Globe HSC Transition Session

Heat 5 Finals (#41 Girls 12 & Over 50 LC Meter Butterfly)

0	Paterson, Aimee	12	Belgravia GC	NT	_____
1	Paterson, Caylah	12	Belgravia GC	NT	_____
2	Mannion, Lucy	12	Lawrence	51.31	_____
3	Tomizawa, Anna	12	Superfish	50.20	_____
4	Chong Nee, Naomi	13	Helensvale	47.83	_____
5	Mitchell, Sienna	12	Helensvale	49.37	_____
6	McCafferty, Kiera	14	Superfish	50.85	_____
7	Eddie, Lyla	13	Pimpama	NT	_____
8	Balla Zsolnai, Tiara	12	Helensvale	NT	_____
9	Vale, Matilda	12	Kennedy Pacific	NT	_____

Event 42 Boys 12 & Over 50 LC Meter Butterfly

Lane	Name	Age	Team	Seed Time
------	------	-----	------	-----------

Heat 1 of 4 Finals

0	Taylor, River	18	Warwick	29.48	_____
1	Massaro Vilela, Davi	16	Belgravia GC	28.89	_____
2	Conomos (V), Harry	15	BAQU	28.68	_____
3	Trease (V), Lachlan	16	ALST	28.20	_____
4	Czegledi, Daniel	15	Southport	27.68	_____
5	Winney (V), Hayden	18	ALST	28.13	_____
6	Cummins, Isaac	15	Helensvale	28.23	_____
7	Hensley (V), Will	14	ALST	28.84	_____
8	Mcminn, Riley	15	Helensvale	29.17	_____
9	Collins, Jay D	14	St Hildas	30.20	_____

Heat 2 of 4 Finals

0	Brown, Harrison	15	Emmanuel	33.95	_____
1	Easton, Bryce	14	Virginia	32.88	_____
2	Erwin, Hamish	16	Helensvale	32.55	_____
3	Porter (V), Tyler	16	TWIN	31.29	_____
4	Savage, Chris	36	Ipswich Grammar	30.60	_____
5	Thompson (V), Kye	16	KNGC	31.04	_____
6	King (V), Lawson	13	ALST	31.87	_____
7	Cameron, Lachlan	12	Ipswich Grammar	32.65	_____
8	Reynolds, Ryan	14	Woogaroo	33.04	_____
9	Cook, Lachlan	13	Helensvale	34.18	_____

Heat 3 of 4 Finals

0	Flancia, Elias	14	Pimpama	37.45	_____
1	White, Bailey	13	Helensvale	35.73	_____
2	Howes, Christiaan	15	Helensvale	35.32	_____
3	Nielsen, Felix	13	Genesis	34.54	_____
4	Plathe, Christian	14	Helensvale	34.26	_____
5	Cloke, Harry	13	Tss Aquatic	34.26	_____
6	Eke, Lennox	12	Lawrence	35.31	_____
7	Morris, Cooper	15	Pimpama	35.67	_____
8	Xue, Harry	16	RACKL	36.03	_____
9	Giridharan (V), Rio	12	KNGC	39.03	_____

Heat 4 of 4 Finals

0	Eddie, Chase	13	Pimpama	NT	_____
1	Gantley Inglis, Drew	12	Helensvale	45.95	_____
2	Glasgow, Kai	12	Tss Aquatic	42.69	_____
3	Hill, Bennett	12	Tss Aquatic	41.14	_____
4	Wyrzynski, Xavier	12	Trinity	40.13	_____
5	Middleton, Zayne	14	Belgravia GC	40.61	_____
6	Brown, Fletcher	12	Emmanuel	41.65	_____
7	Davenport, William	12	Pimpama	43.99	_____
8	Rameau, Nate	12	St Hildas	59.65	_____

Event 43 Girls 12 & Over 100 LC Meter Backstroke

Lane	Name	Age	Team	Seed Time
------	------	-----	------	-----------

Heat 1 of 3 Finals

0	Coates, Indiana	12	Trinity	1:17.61	_____
1	Volz, Evelina	12	Helensvale	1:16.91	_____
2	Atkinson, Montana	15	Helensvale	1:13.68	_____
3	White, Niquola	19	Emmanuel	1:09.86	_____
4	Hinze, Charlotte	17	Helensvale	1:03.04	_____
5	Carson, Mia	14	Southport	1:09.13	_____
6	Cooper, Anastasia	15	Emmanuel	1:10.16	_____
7	Pearson, Josie	14	Emmanuel	1:15.85	_____
8	Hinze, Sybella	13	Helensvale	1:17.24	_____
9	Murphy, Chloe	13	Emmanuel	1:18.61	_____

Heat 2 of 3 Finals

0	Groves, Summer	13	Ipswich Grammar	1:26.99	_____
1	Sternberg, Riley	15	Belgravia GC	1:24.10	_____
2	Jones, Kirralee	12	Miami	1:22.33	_____
3	Morton, Isabella	15	Sharks Aquatics	1:21.09	_____
4	Xu, Tian	13	Emmanuel	1:18.93	_____
5	English, Sydney	15	Sharks Aquatics	1:20.99	_____
6	Haase, Leni	13	Msa	1:21.45	_____
7	Hannan, Amy	12	Emmanuel	1:23.31	_____
8	Haynes, Amity	12	Woogaroo	1:25.60	_____
9	Davis (V), Zoe	12	Nuswim	1:27.61	_____

Heat 3 of 3 Finals

1	Haynes, Kaityn	14	Woogaroo	NT	_____
2	Chong Nee, Naomi	13	Helensvale	1:42.38	_____
3	McKelson, Christal	12	Surfers Paradise	1:34.42	_____
4	Hayes, Caitlyn	14	Helensvale	1:29.73	_____
5	Warren, Xienna	12	Lawrence	1:32.57	_____
6	Robinson, Paige	12	Somerset GC	1:36.32	_____
7	Chong, Amali	12	Superfish	2:04.83	_____

Event 44 Boys 12 & Over 100 LC Meter Backstroke

Lane	Name	Age	Team	Seed Time
------	------	-----	------	-----------

Heat 1 of 3 Finals

0	Kim, Liam	12	Ipswich Grammar	1:14.20	_____
1	Longhurst, Jonas	16	AB Pat College	1:13.39	_____
2	Connors, Jack	15	Emmanuel	1:10.08	_____
3	Mcminn, Riley	15	Helensvale	1:09.83	_____
4	Quick, Ethan	17	Emmanuel	1:01.77	_____
5	Winney (V), Hayden	18	ALST	1:07.14	_____
6	Hill, James	13	St Hildas	1:10.05	_____
7	Taylor, River	18	Warwick	1:11.31	_____
8	Nielsen, Ralph	14	Genesis	1:13.76	_____
9	King (V), Lawson	13	ALST	1:15.12	_____

Lucent Globe HSC Dual Session Meet 2024 - 13/01/2024

Meet Program - Lucent Globe HSC Transition Session

Heat 2 Finals (#44 Boys 12 & Over 100 LC Meter Backstroke)

0	Duggan, Alexander	16	Emmanuel	1:22.48	___
1	Cook, Xavier	13	Sharks Aquatics	1:21.61	___
2	Churchill, Charlie	13	Belgravia GC	1:20.81	___
3	White, Bailey	13	Helensvale	1:18.65	___
4	Cameron, John	14	Emmanuel	1:15.31	___
5	Pace, Caelan	14	St Hildas	1:17.46	___
6	Thompson (V), Kye	16	KNGC	1:19.48	___
7	Plathe, Christian	14	Helensvale	1:21.01	___
8	Merchant (V), Kessler	12	TWIN	1:21.88	___
9	Campbell, Dylan	14	Somerset GC	1:24.56	___

Heat 3 of 3 Finals

1	Karger, Xavier	12	Tss Aquatic	1:31.82	___
2	Manning, Talus	12	Somerset GC	1:30.59	___
3	Thomas, Khai	12	Somerset GC	1:28.49	___
4	Hill, Bennett	12	Tss Aquatic	1:25.80	___
5	le Garde, Typhoon	15	Beaudesert	1:27.62	___
6	Longhurst, Bennett	12	AB Pat College	1:28.84	___
7	Giridharan (V), Rio	12	KNGC	1:31.01	___
8	Wezenberg (V), Ashton	12	KNGC	1:33.98	___

Event 45 Girls 11 & Over 200 LC Meter Breaststroke

Lane	Name	Age	Team	Seed Time
------	------	-----	------	-----------

Heat 1 of 2 Finals

0	Burley, Olivia	11	Ipswich Grammar	3:23.21	___
1	Radwan-Batista, Shunielle	13	Belgravia GC	3:19.44	___
2	Switala, Indie	12	Pimpama	3:12.32	___
3	Bell, Kiera	14	Helensvale	3:09.96	___
4	Hembling, Holly	16	Bond	2:40.88	___
5	Cimini, Chiara	15	Somerset GC	3:05.95	___
6	Ferguson, Madeleine	12	Trinity	3:11.86	___
7	Drury, Mia	11	Somerset GC	3:18.78	___
8	Richardson, Poppy	12	Miami	3:21.73	___
9	English, Charlotte	13	Sharks Aquatics	3:26.59	___

Heat 2 of 2 Finals

1	Byers, Aiva	12	Brisbane Jets	NT	___
2	Scott, Sarah	11	Emmanuel	3:43.69	___
3	Mair, Alexandra	11	AB Pat College	3:31.34	___
4	Momose, Mila	11	Superfish	3:29.95	___
5	Bell, Tia	11	Helensvale	3:30.55	___
6	Kirk, Lulu	11	Sharks Aquatics	3:39.41	___
7	Zhang, Selina	11	Southport	NT	___
8	Drage, Oceane	12	Helensvale	NT	___

Event 46 Boys 11 & Over 200 LC Meter Breaststroke

Lane	Name	Age	Team	Seed Time
------	------	-----	------	-----------

Heat 1 of 1 Finals

0	Bhamidipaty, Rohan	11	Tss Aquatic	NT	___
1	Karger, Xavier	12	Tss Aquatic	3:50.80	___
2	Talbot, Lachlan	11	Somerset GC	3:31.44	___
3	Stevenson (V), Finlay	15	ALST	3:04.98	___
4	Baxter, Danny	13	Somerset GC	2:52.43	___
5	Tetonga, Bailey	14	Helensvale	3:00.08	___
6	Davenport, William	12	Pimpama	3:23.31	___
7	Glasgow, Kai	12	Tss Aquatic	3:37.14	___
8	Silvera, Santino	11	Surfers Paradise	4:03.22	___
9	McInnes, Isaac	13	Helensvale	NT	___

Event 47 Girls 11 & Over 400 LC Meter IM

Lane	Name	Age	Team	Seed Time
------	------	-----	------	-----------

Heat 1 of 1 Finals

4	Bowden, Zali	15	Emmanuel	5:31.23	___
---	--------------	----	----------	---------	-----

Event 48 Boys 11 & Over 400 LC Meter IM

Lane	Name	Age	Team	Seed Time
------	------	-----	------	-----------

Heat 1 of 1 Finals

1	Jones, Cooper	11	Tss Aquatic	NT	___
2	Easton, Bryce	14	Virginia	NT	___
3	le Garde, Typhoon	15	Beaudesert	6:38.93	___
4	Potts, Lachlan	14	Helensvale	5:32.55	___
5	Zhang, Toby	13	AB Pat College	5:56.09	___
6	Burrows, Toby	11	Surfers Paradise	6:47.94	___
7	Wezenberg (V), Ashton	12	KNGC	NT	___
8	Harvey, Jasper	12	Emmanuel	NT	___

Event 49 Girls 12 & Over 200 LC Meter Freestyle

Lane	Name	Age	Team	Seed Time
------	------	-----	------	-----------

Heat 1 of 3 Finals

0	Joffe, Isabel	13	Ipswich Grammar	2:21.23	___
1	Groves, Summer	13	Ipswich Grammar	2:19.93	___
2	Mercer, Sienna	13	Sharks Aquatics	2:16.52	___
3	Hammond, Isabella	14	Helensvale	2:13.17	___
4	Hinze, Charlotte	17	Helensvale	2:10.35	___
5	White, Niquola	19	Emmanuel	2:12.39	___
6	Guthrie, Taylah	16	St Hildas	2:14.08	___
7	Anderson, Allegra	14	Helensvale	2:18.93	___
8	Atkinson, Montana	15	Helensvale	2:20.23	___
9	Bell, Kiera	14	Helensvale	2:22.53	___

Heat 2 of 3 Finals

0	Coates, Indiana	12	Trinity	2:46.76	___
1	Layton, Lily	13	Belgravia GC	2:30.64	___
2	Fraser (V), Olivia	12	CARL	2:30.13	___
3	Pocock, Finn	14	St Hildas	2:28.01	___
4	Pearson, Josie	14	Emmanuel	2:26.49	___
5	Crisp, Leilani	13	Moreton Bay	2:26.65	___
6	Hinze, Sybella	13	Helensvale	2:28.80	___
7	Bos, Georgia	13	Tss Aquatic	2:30.29	___
8	Sternberg, Elliott	17	Belgravia GC	2:38.69	___
9	Haynes, Amity	12	Woogaroo	2:49.47	___

Heat 3 of 3 Finals

1	Drage, Oceane	12	Helensvale	NT	___
2	Haynes, Kaityn	14	Woogaroo	3:23.64	___
3	Chong Nee, Naomi	13	Helensvale	3:13.13	___
4	Biddle, Danika	12	Helensvale	3:02.27	___
5	Cook (V), Elena	13	KNGC	3:04.79	___
6	Mitchell, Sienna	12	Helensvale	3:16.47	___
7	Shipp, Lexie	12	Superfish	NT	___
8	Warren, Xienna	12	Lawrence	NT	___

Lucent Globe HSC Dual Session Meet 2024 - 13/01/2024

Meet Program - Lucent Globe HSC Transition Session

Event 50 Boys 12 & Over 200 LC Meter Freestyle

Lane	Name	Age	Team	Seed Time	
Heat 1 of 3 Finals					
0	Taylor, River	18	Warwick	2:13.44	___
1	Xue, Harry	16	RACKL	2:12.15	___
2	Cameron, Lachlan	12	Ipswich Grammar	2:10.82	___
3	Sullivan, Bailey	15	Miami	2:05.30	___
4	Trease (V), Lachlan	16	ALST	2:04.51	___
5	Hensley (V), Will	14	ALST	2:05.18	___
6	Erwin, Hamish	16	Helensvale	2:08.83	___
7	Connors, Jack	15	Emmanuel	2:11.64	___
8	Duggan, Alexander	16	Emmanuel	2:12.79	___
9	Tight, Jake	13	Ipswich Grammar	2:15.75	___
Heat 2 of 3 Finals					
0	Campbell, Dylan	14	Somerset GC	2:35.02	___
1	Falicz, Ashton	13	Helensvale	2:27.19	___
2	Hallal, Tyler	13	Tss Aquatic	2:24.60	___
3	Vickery, Diesel	12	Emmanuel	2:21.51	___
4	Haywood, Ethan	13	Brisbane Jets	2:16.05	___
5	Conomos (V), Harry	15	BAQU	2:19.68	___
6	Churchill, Charlie	13	Belgravia GC	2:24.58	___
7	Thomas, Khai	12	Somerset GC	2:24.74	___
8	Howes, Christiaan	15	Helensvale	2:28.84	___
9	Davenport, William	12	Pimpama	2:35.38	___
Heat 3 of 3 Finals					
0	McInnes, Isaac	13	Helensvale	NT	___
1	Short, Ned	16	Helensvale	2:50.98	___
2	Wyrzynski, Xavier	12	Trinity	2:43.78	___
3	Manning, Talus	12	Somerset GC	2:40.78	___
4	Duggan, Joey	13	Emmanuel	2:36.96	___
5	Amis, Grant	12	Tss Aquatic	2:38.46	___
6	Kim, Liam	12	Ipswich Grammar	2:41.48	___
7	Giridharan (V), Rio	12	KNGC	2:46.80	___
8	Bowden, William	20	Emmanuel	NT	___

We would like to thank the following sponsors of our Club



LUCENT GLOBE



Hi VIBE
WATER



LSKD

swimnastics



JOLYN

